

YAS MOTOR RACING CLUB - Rnd.-4 Feb.21-23, 2019

LAMBORGHINI SUPER TROFEO ME
Final results RACE 3

20 - 24 February 2019
YAS Marina - Abu Dhabi - 5555 mtr.





Started: 14		Not Started: 0		Classified: 14		Not Classified: 0			
Pos	Nbr	Name	Cls	PIC	Gap	Total time	Fastest	In	Avg. Speed
1	9	SCHANDORFF - BOGUSLAVSKIY	PRO	1	-- 22 laps --	51:43.306	2:09.646	3	141.77
2	5	AMICI - BASZ	PRO	2	1.212	51:44.518	2:10.184	5	141.71
3	29	JEFFERIES - AZZAM	PRO AM	1	6.546	51:49.852	2:09.570	3	141.47
4	11	Vincent SCHWARTZ	AM	1	12.136	51:55.442	2:10.451	4	141.21
5	8	ALFANASYEV - LIQUORISH	PRO AM	2	20.304	52:03.610	2:11.016	3	140.84
6	33	ABKHAZAVA - SCHLEGELMILCH	PRO AM	3	20.904	52:04.210	2:11.748	22	140.82
7	7	KADOORIE - WELLS	AM	2	24.745	52:08.051	2:11.412	11	140.64
8	12	OLSSON - LARSONN	AM	3	25.935	52:09.241	2:11.751	3	140.59
9	67	OBUCHOSKI - LEWANDOWSKI	AM	4	26.749	52:10.055	2:13.061	11	140.55
10	77	Thomas PADOVANI	AM	5	30.534	52:13.840	2:12.792	12	140.38
11	21	FEIGE - MIKRUT	PRO AM	4	-- 20 laps --	52:17.905	2:14.502	17	127.46
12	39	Han HUILIN	AM	6	-- 19 laps --	45:39.858	2:13.877	4	138.67
13	63	KASAI - PUHAKKA	PRO	3	-- 9 laps --	19:49.671	2:11.234	4	151.28
14	99	Pak Cheung ALEXANDER AU	AM	7					

Fastest time : 2:09.570 in lap 3 by nbr. 29 : JEFFERIES - AZZAM ()

Results: www.getraceresults.com

Timekeeping by : Time Service BV - The Netherlands

Publication-time

STEWARD 	SPORT CSAa 48825	STEWARD 	STEWARD 	
Page 1 of 1				

LAMBORGHINI SUPER TROFEO ME
Sector analyse - RACE 3

20 - 24 February 2019
YAS Marina - Abu Dhabi - 5555 mtr.

Pos	Nbr	Name / Team name	Sector 1			Sector 2			Sector 3			Theoretical best	Actual best	In
			time	Lap	pos	time	Lap	pos	time	Lap	pos			
1	9	SCHANDORFF - BOGUSLAVSKIY	26.655	9	3	50.443	3	1	52.444	3	2	2:09.542	2:09.646	3
2	5	AMICI - BASZ	26.731	5	6	50.635	12	4	52.584	5	3	2:09.950	2:10.184	5
3	29	JEFFERIES - AZZAM	26.537	4	1	50.542	3	2	52.341	4	1	2:09.420	2:09.570	3
4	11	Vincent SCHWARTZ	26.665	20	4	50.606	4	3	53.114	4	4	2:10.385	2:10.451	4
5	8	ALFANASYEV - LIQUORISH	26.844	5	8	50.842	3	6	53.154	2	5	2:10.840	2:11.016	3
6	33	ABKHAZAVA - SCHLEGELMILCH	26.831	22	7	51.030	22	9	53.771	12	9	2:11.632	2:11.748	22
7	7	KADOORIE - WELLS	26.563	12	2	51.054	11	10	53.465	11	8	2:11.082	2:11.412	11
8	12	OLSSON - LARSONN	26.964	3	9	50.972	4	7	53.414	2	6	2:11.350	2:11.751	3
9	67	OBUCHOSKI - LEWANDOWSKI	27.291	20	12	51.023	7	8	54.092	11	10	2:12.406	2:13.061	11
10	77	Thomas PADOVANI	27.076	8	10	51.325	12	11	54.106	11	11	2:12.507	2:12.792	12
11	21	FEIGE - MIKRUT	27.553	7	13	51.738	16	13	54.698	17	13	2:13.989	2:14.502	17
12	39	Han HUILIN	27.120	4	11	51.646	4	12	54.491	7	12	2:13.257	2:13.877	4
13	63	KASAI - PUHAKKA	26.713	4	5	50.735	2	5	53.433	2	7	2:10.881	2:11.234	4
14	99	Pak Cheung ALEXANDER AU												

LAMBORGHINI SUPER TROFEO ME

20 - 24 February 2019

Laps and Sector Times - RACE 3

YAS Marina - Abu Dhabi - 5555 mtr.

4	27.120	51.646	274.1	55.111	237.9	2:13.877	14	27.683	52.564	262.1	57.475	233.8	2:17.722
5	27.456	52.031	271.4	54.786	246.6	2:14.273	15	28.940	53.498	248.8	58.987	190.1	2:21.425
6	27.359	52.011	273.4	54.620	242.7	2:13.990	16	34.841	1:09.055	140.3	1:16.566	97.0	3:00.462
7	27.667	52.057	270.0	54.491	246.0	2:14.215	17	27.979	52.600	252.3	56.159	228.8	2:16.738
8	27.667	51.899	272.0	54.829	248.3	2:14.395	18	29.003	52.364	265.4	56.796	240.0	2:18.163
9	27.462	51.873	273.4	55.518	247.1	2:14.853	19	27.865	51.838	272.0		234.8	2:23.940
10	27.685	52.681	268.0		233.8	2:17.285	20						

63 KASAI - PUHAKKA															
lap	Sect-1	Speed	Sect-2	Speed	Sect-3	Speed	lap time	Top Speed							
1	29.096		51.919	270.0	54.570	240.0	2:15.585		6	27.177	51.068	273.4	53.735	235.3	2:11.980
2	27.362		50.735	274.8	53.433	232.3	2:11.530		7	27.079	51.095	273.4	53.751	243.2	2:11.925
3	27.033		50.804	274.1	53.721	232.3	2:11.558		8	27.028	50.965	273.4	53.724	236.8	2:11.717
4	26.713		50.919	274.8	53.602	238.9	2:11.234		9	27.010	51.042	273.4	54.129	236.8	2:12.181
5	27.029		50.814	274.8	53.952	241.6	2:11.795		10						

67 OBUCHOSKI - LEWANDOWSKI															
lap	Sect-1	Speed	Sect-2	Speed	Sect-3	Speed	lap time	Top Speed							
1	30.319		52.984	262.8	55.978	222.7	2:19.281		12	27.453	51.702	260.9	55.195	230.8	2:14.350
2	28.024		51.410	276.9	55.178	238.4	2:14.612		13	27.467	51.440	275.5	54.562	237.4	2:13.469
3	27.529		51.335	272.0	55.091	240.0	2:13.955		14	27.572	53.271	230.3	55.726	203.8	2:16.569
4	27.586		51.432	274.8	55.273	236.8	2:14.291		15	28.193	51.801	260.9	1:05.133	218.6	2:25.127
5	27.624		52.848	274.1	55.804	230.3	2:16.276		16	37.921	1:09.242	129.0	1:16.366	89.0	3:03.529
6	27.628		51.347	276.9	55.289	233.8	2:14.264		17	28.122	52.359	269.3	55.959	226.9	2:16.440
7	27.936		51.023	276.9	55.162	233.3	2:14.121		18	28.163	51.587	265.4	55.712	220.0	2:15.462
8	27.829		51.155	276.9	55.075	235.8	2:14.059		19	27.469	52.651	257.1	54.895	221.8	2:15.015
9	27.723		51.418	275.5		250.0	2:17.067		20	27.291	51.497	273.4	55.713	222.7	2:14.501
10	Pit Out		51.393	271.4	54.558	216.4			21	27.486	51.552	259.6	55.295	233.3	2:14.333
11	27.426		51.543	268.0	54.092	223.1	2:13.061		22	27.432	51.992	269.3	54.880	225.9	2:14.304

77 Thomas PADOVANI															
lap	Sect-1	Speed	Sect-2	Speed	Sect-3	Speed	lap time	Top Speed							
1	1:00.717		51.670	266.7	54.198	244.3	2:46.585		12	27.180	51.325	274.8	54.287	250.6	2:12.792
2	28.335		51.816	271.4	54.639	235.3	2:14.790		13	27.303	51.859	272.7	55.964	245.5	2:15.126
3	27.349		51.929	271.4	54.902	222.7	2:14.180		14	27.205	54.324	253.5	56.671	194.2	2:18.200
4	27.419		51.893	272.7	54.457	233.8	2:13.769		15	27.878	52.681	264.1	55.314	197.4	2:15.873
5	27.405		52.015	264.1	55.519	230.3	2:14.939		16	27.632	1:04.823	168.5	1:16.480	101.5	2:48.935
6	27.269		51.866	270.0	54.829	229.3	2:13.964		17	27.772	52.540	264.7	55.579	231.8	2:15.891
7	27.242		51.805	269.3	54.902	244.3	2:13.949		18	28.559	52.937	274.8	55.316	234.3	2:16.812
8	27.076		51.849	273.4	54.367	244.3	2:13.292		19	27.383	52.091	272.0	54.642	246.6	2:14.116
9	27.371		51.720	273.4	54.834	236.8	2:13.925		20	27.125	52.218	273.4	56.159	238.4	2:15.502
10	27.240		52.239	272.7		235.8	2:17.097		21	28.047	52.479	274.1	54.922	239.5	2:15.448
11	Pit Out		52.004	272.7	54.106	226.4			22	27.159	51.897	274.1	55.265	236.8	2:14.321

99 Pak Cheung ALEXANDER AU															
lap	Sect-1	Speed	Sect-2	Speed	Sect-3	Speed	lap time	Top Speed							
1									1						