

**YAS MOTOR RACING CLUB - Rnd.-4 Feb.21-23, 2019**

**LAMBORGHINI SUPER TROFEO ME**  
Final results RACE 2

20 - 24 February 2019  
YAS Marina - Abu Dhabi - 5555 mtr.





Started: 15		Not Started: 0		Classified: 15		Not Classified: 0			
Pos	Nbr	Name	Cls	PIC	Gap	Total time	Fastest	In	Avg. Speed
1	9	SCHANDORFF - BOGUSLAVSKIY	PRO	1	-- 23 laps --	51:43.816	2:09.551	2	148.18
2	5	AMICI - BASZ	PRO	2	12.302	51:56.118	2:10.392	7	147.60
3	29	JEFFERIES - AZZAM	PRO AM	1	32.133	52:15.949	2:10.617	13	146.67
4	63	KASAI - PUHAKKA	PRO	3	36.485	52:20.301	2:10.528	7	146.46
5	11	Vincent SCHWARTZ	AM	1	45.071	52:28.887	2:11.124	3	146.06
6	67	OBUCHOSKI - LEWANDOWSKI	AM	2	1:10.463	52:54.279	2:11.554	9	144.90
7	7	KADOORIE - WELLS	AM	3	1:11.243	52:55.059	2:11.514	12	144.86
8	12	OLSSON - LARSONN	AM	4	1:17.911	53:01.727	2:11.472	3	144.56
9	77	Thomas PADOVANI	AM	5	1:20.209	53:04.025	2:12.537	5	144.45
10	8	ALFANASYEV - LIQUORISH	PRO AM	2	1:23.668	53:07.484	2:10.984	14	144.30
11	39	Han HUILIN	AM	6	1:41.787	53:25.603	2:13.348	3	143.48
12	21	MIKRUT - FEIGE	PRO AM	3	-- 22 laps --	51:46.300	2:13.768	20	141.63
13	99	ALEXANDER AU - WONG	AM	7	1.802	51:48.102	2:12.073	5	141.55
14	33	ABKHAZAVA - SCHLEGELMILCH	PRO AM	4	-- 11 laps --	25:00.944	2:10.970	3	146.55
15	88	Gabriele MURRONI	LC	1	1.216	25:02.160	2:14.574	4	146.44

Fastest time : 2:09.551 in lap 2 by nbr. 9 : SCHANDORFF - BOGUSLAVSKIY ()

Publication-time

Results: www.getraceresults.com

Timekeeping by : Time Service BV - The Netherlands

STEWARD  ALESSANDRO TIBILETTI	CSAa 48825	STEWARD 	STEWARD 	
---	---------------	--	---	---

**LAMBORGHINI SUPER TROFEO ME**  
Sector analyse - RACE 2

20 - 24 February 2019  
YAS Marina - Abu Dhabi - 5555 mtr.

Pos	Nbr	Name / Team name	Sector 1			Sector 2			Sector 3			Theoretical best	Actual best	In
			time	Lap	pos	time	Lap	pos	time	Lap	pos			
1	9	BOGUSLAVSKIY - SCHANDORFF	26.505	6	1	50.403	2	1	52.399	5	1	2:09.307	<b>2:09.551</b>	<b>2</b>
2	5	AMICI - BASZ	26.601	15	3	50.917	4	8	52.535	7	2	2:10.053	<b>2:10.392</b>	<b>7</b>
3	29	AZZAM - JEFFERIES	26.602	12	4	50.761	18	3	52.967	12	3	2:10.330	<b>2:10.617</b>	<b>13</b>
4	63	PUHAKKA - KASAI	26.696	11	7	50.636	10	2	53.030	5	4	2:10.362	<b>2:10.528</b>	<b>7</b>
5	11	Vincent SCHWARTZ	26.769	12	8	50.883	3	6	53.193	4	6	2:10.845	<b>2:11.124</b>	<b>3</b>
6	67	LEWANDOWSKI - OBUCHOSKI	27.214	9	13	50.910	9	7	53.368	8	9	2:11.492	<b>2:11.554</b>	<b>9</b>
7	7	KADOORIE - WELLS	26.695	14	6	50.965	13	9	53.302	12	8	2:10.962	<b>2:11.514</b>	<b>12</b>
8	12	OLSSON - LARSONN	26.674	6	5	50.808	3	4	53.602	3	10	2:11.084	<b>2:11.472</b>	<b>3</b>
9	77	Thomas PADOVANI	26.842	6	11	51.267	5	12	53.896	4	12	2:12.005	<b>2:12.537</b>	<b>5</b>
10	8	LIQUORISH - ALFANASYEV	26.592	20	2	51.058	14	11	53.201	14	7	2:10.851	<b>2:10.984</b>	<b>14</b>
11	39	Han HUILIN	27.247	16	14	51.446	13	13	54.520	3	13	2:13.213	<b>2:13.348</b>	<b>3</b>
12	21	FEIGE - MIKRUT	27.171	15	12	51.455	12	14	54.590	14	14	2:13.216	<b>2:13.768</b>	<b>20</b>
13	99	WONG - ALEXANDER AU	26.842	19	10	51.016	17	10	53.698	5	11	2:11.556	<b>2:12.073</b>	<b>5</b>
14	33	SCHLEGELMILCH - ABKHAZAVA	26.808	6	9	50.855	7	5	53.164	4	5	2:10.827	<b>2:10.970</b>	<b>3</b>
15	88	Gabriele MURRONI	27.764	7	15	51.702	10	15	54.753	2	15	2:14.219	<b>2:14.574</b>	<b>4</b>

## LAMBORGHINI SUPER TROFEO ME

### Laps and Sector Times - RACE 2

20 - 24 February 2019  
YAS Marina - Abu Dhabi - 5555 mtr.

<b>5 AMICI - BASZ</b>																	
lap	Sect-1	Speed	Sect-2	Speed	Sect-3	Speed	lap time	Top Speed	lap	Sect-1	Speed	Sect-2	Speed	Sect-3	Speed	lap time	Top Speed
1	28.329		51.311	262.8	53.276	228.3	2:12.916		13	26.734		51.497	262.8	53.170	236.3	2:11.401	
2	26.808		51.383	264.7	52.797	233.8	2:10.988		14	26.624		51.263	266.7	52.905	236.8	2:10.792	
3	26.811		51.072	265.4	53.102	235.3	2:10.985		15	26.601		51.167	266.7	53.242	244.9	2:11.010	
4	26.688		50.917	270.7	52.840	233.8	2:10.445		16	26.970		51.185	265.4	53.224	236.8	2:11.379	
5	26.769		51.092	265.4	52.818	238.4	2:10.679		17	26.731		51.296	268.7	53.233	241.1	2:11.260	
6	26.868		51.012	268.7	52.895	242.2	2:10.775		18	26.800		51.636	266.7	53.346	239.5	2:11.782	
7	26.682		51.175	269.3	52.535	234.8	2:10.392		19	27.048		51.182	269.3	53.308	242.2	2:11.538	
8	26.649		51.156	268.7	53.193	242.7	2:10.998		20	26.859		51.176	267.3	53.328	241.6	2:11.363	
9	26.770		51.282	267.3	52.813	238.4	2:10.865		21	26.831		51.176	268.0	53.358	242.7	2:11.365	
10	26.943		51.127	266.0		230.8	2:13.312		22	26.856		51.033	268.7	53.481	240.5	2:11.370	
11	Pit Out		51.345	270.7	53.319	251.7			23	26.840		51.280	264.7	53.345	241.6	2:11.465	
12	26.743		51.196	258.4	53.052	233.8	2:10.991		24								

<b>7 KADOORIE - WELLS</b>																	
lap	Sect-1	Speed	Sect-2	Speed	Sect-3	Speed	lap time	Top Speed	lap	Sect-1	Speed	Sect-2	Speed	Sect-3	Speed	lap time	Top Speed
1	30.295		53.342	269.3	56.940	243.2	2:20.577		13	27.085		50.965	274.1	53.766	244.3	2:11.816	
2	27.530		51.890	273.4	55.193	244.3	2:14.613		14	26.695		51.383	271.4	53.642	239.5	2:11.720	
3	27.378		51.573	274.1	55.385	224.1	2:14.336		15	27.409		51.049	274.8	53.708	241.6	2:12.166	
4	27.588		51.666	273.4	54.591	240.0	2:13.845		16	27.469		51.035	274.8	53.620	245.5	2:12.124	
5	27.450		51.886	272.0	55.187	245.5	2:14.523		17	26.949		51.290	272.7	54.037	239.5	2:12.276	
6	27.561		52.013	274.8	54.905	250.0	2:14.479		18	26.989		51.292	276.9	53.758	235.8	2:12.039	
7	27.340		51.741	272.7	1:00.015	246.6	2:19.096		19	27.237		51.175	272.0	54.308	232.3	2:12.720	
8	27.445		51.576	273.4	54.712	240.5	2:13.733		20	27.155		51.610	270.7	54.982	235.3	2:13.747	
9	28.336		51.755	266.7		244.3	2:17.443		21	27.037		51.198	274.8	54.068	236.8	2:12.303	
10	Pit Out		51.532	266.0	54.002	226.4			22	26.979		51.144	274.1	54.364	234.8	2:12.487	
11	27.280		51.042	274.1	53.933	237.4	2:12.255		23	26.934		51.407	272.7	54.165	233.8	2:12.506	
12	26.912		51.300	272.7	53.302	242.2	2:11.514		24								

<b>8 LIQUORISH - ALFANASYEV</b>																	
lap	Sect-1	Speed	Sect-2	Speed	Sect-3	Speed	lap time	Top Speed	lap	Sect-1	Speed	Sect-2	Speed	Sect-3	Speed	lap time	Top Speed
1	29.465		52.759	268.7	1:24.493	235.3	2:46.717		13	26.743		51.261	274.1	53.492	242.2	2:11.496	
2	26.847		51.503	273.4	54.041	244.9	2:12.391		14	26.725		51.058	275.5	53.201	251.2	2:10.984	
3	27.464		51.176	272.7	53.860	243.2	2:12.500		15	26.629		51.359	274.8	53.541	246.6	2:11.529	
4	27.360		51.471	272.7	54.118	239.5	2:12.949		16	26.875		51.543	270.7	54.197	240.0	2:12.615	
5	27.246		51.715	272.0	54.652	245.5	2:13.613		17	26.797		51.166	273.4	53.677	247.7	2:11.640	
6	27.093		51.668	272.0	55.042	240.5	2:13.803		18	26.829		51.624	244.3	55.043	252.3	2:13.496	
7	27.390		51.377	273.4	54.560	232.3	2:13.327		19	26.745		51.497	270.7	53.767	243.2	2:12.009	
8	27.939		52.020	265.4	54.398	241.6	2:14.357		20	26.592		51.332	274.1	53.508	239.5	2:11.432	
9	27.445		51.815	271.4		242.7	2:17.352		21	26.780		51.205	272.7	53.470	242.2	2:11.455	
10	Pit Out		51.383	266.0	55.475	242.2			22	26.805		51.295	276.2	53.655	244.9	2:11.755	
11	26.783		51.122	272.7	54.607	240.5	2:12.512		23	26.745		51.168	272.7	53.720	240.0	2:11.633	
12	26.716		51.120	275.5	53.464	238.4	2:11.300		24								

<b>9 BOGUSLAVSKIY - SCHANDORFF</b>																	
lap	Sect-1	Speed	Sect-2	Speed	Sect-3	Speed	lap time	Top Speed	lap	Sect-1	Speed	Sect-2	Speed	Sect-3	Speed	lap time	Top Speed
1	27.898		50.889	269.3	52.503	240.5	2:11.290		13	26.700		50.727	275.5	53.205	238.4	2:10.632	
2	26.650		50.403	274.1	52.498	238.9	2:09.551		14	26.665		50.562	274.8	52.758	241.1	2:09.985	
3	26.935		50.494	273.4	52.874	231.3	2:10.303		15	26.648		50.984	272.7	53.264	240.5	2:10.896	
4	26.571		50.727	270.7	52.707	237.9	2:10.005		16	26.643		50.663	274.1	53.261	235.3	2:10.567	
5	26.606		50.631	273.4	52.399	252.3	2:09.636		17	26.759		50.854	274.1	53.131	243.2	2:10.744	
6	26.505		50.624	273.4	52.580	243.2	2:09.709		18	26.950		50.878	274.1	53.149	238.4	2:10.977	
7	26.821		51.027	270.0	52.960	244.9	2:10.808		19	26.760		50.999	274.1	53.194	236.3	2:10.953	
8	26.814		51.287	268.7	53.123	237.4	2:11.224		20	26.712		50.862	274.1	53.092	235.8	2:10.666	
9	26.864		50.867	274.8	53.275	241.6	2:11.006		21	27.297		51.036	274.8	53.474	242.2	2:11.807	
10	26.626		50.802	273.4		238.9	2:11.793		22	26.941		50.909	276.9	53.525	240.0	2:11.375	
11	Pit Out		50.834	272.7	53.330	238.4			23	27.105		51.142	274.1	53.773	238.4	2:12.020	
12	26.535		50.821	274.1	52.809	244.9	2:10.165		24								

<b>11 Vincent SCHWARTZ</b>																	
lap	Sect-1	Speed	Sect-2	Speed	Sect-3	Speed	lap time	Top Speed	lap	Sect-1	Speed	Sect-2	Speed	Sect-3	Speed	lap time	Top Speed
1	29.218		51.799	271.4	53.695	217.7	2:14.712		13	Pit Out		51.199	263.4	53.829	238.4		
2	26.947		51.180	276.2	53.458	230.8	2:11.585		14	26.933		51.452	268.0	53.669	242.2	2:12.054	
3	26.909		50.883	274.1	53.332	235.3	2:11.124		15	27.419		51.747	271.4	53.950	230.3	2:13.116	

**LAMBORGHINI SUPER TROFEO ME**

**20 - 24 February 2019**

**Laps and Sector Times - RACE 2**

**YAS Marina - Abu Dhabi - 5555 mtr.**

4	26.849	51.529	275.5	53.193	232.3	2:11.571	16	26.958	51.297	268.7	53.767	237.4	2:12.022
5	26.862	51.040	270.7	53.586	240.0	2:11.488	17	26.941	51.338	268.7	53.809	236.8	2:12.088
6	26.878	51.072	268.7	53.421	241.6	2:11.371	18	27.166	51.461	270.7	53.787	237.9	2:12.414
7	26.953	51.170	271.4	53.553	232.3	2:11.676	19	27.161	51.073	270.7	53.657	241.1	2:11.891
8	26.980	51.212	273.4	53.526	235.8	2:11.718	20	27.198	51.356	266.7	54.268	236.8	2:12.822
9	27.716	51.223	268.7	53.612	237.9	2:12.551	21	27.076	51.489	270.0	54.115	235.3	2:12.680
10	26.983	51.131	277.6	53.883	233.8	2:11.997	22	26.931	51.386	266.0	53.834	240.5	2:12.151
11	26.998	51.965	273.4	53.813	237.9	2:12.776	23	27.145	51.355	265.4	54.620	231.3	2:13.120
12	26.769	51.258	265.4	53.242	243.2	2:13.709	24						

<b>12 OLSSON - LARSONN</b>																	
lap	Sect-1	Speed	Sect-2	Speed	Sect-3	Speed	lap time	Top Speed	lap	Sect-1	Speed	Sect-2	Speed	Sect-3	Speed	lap time	Top Speed
1	29.235		51.728	258.4	54.013	226.9	2:14.976		13	Pit Out		52.578	274.1	56.799	254.1	2:15.337	
2	27.042		51.000	273.4	53.767	233.8	2:11.809		14	28.358		51.630	274.1	55.279	242.7	2:15.267	
3	27.062		50.808	274.1	53.602	235.3	2:11.472		15	27.943		51.384	273.4	54.786	241.6	2:14.113	
4	26.933		51.188	274.8	53.794	235.8	2:11.915		16	27.529		51.501	272.0	55.411	248.3	2:14.441	
5	26.864		51.122	272.0	54.147	244.3	2:12.133		17	27.433		51.241	274.8	55.215	246.6	2:13.889	
6	26.674		51.004	274.1	54.021	242.7	2:11.699		18	27.507		51.524	274.1	54.888	238.9	2:13.919	
7	26.887		51.372	274.8	53.865	241.6	2:12.124		19	27.635		51.937	271.4	55.582	246.0	2:15.154	
8	27.030		51.251	274.8	54.451	242.7	2:12.732		20	27.489		51.590	270.0	55.834	240.0	2:14.913	
9	27.160		51.415	274.1	53.933	251.2	2:12.508		21	27.830		51.813	275.5	55.299	236.3	2:14.942	
10	27.677		51.410	273.4	54.201	244.3	2:13.288		22	27.424		51.386	272.7	55.170	244.3	2:13.980	
11	27.019		51.676	273.4	1:01.335	242.2	2:20.030		23	27.648		51.578	274.8	55.587	251.2	2:14.813	
12	27.556		51.569	272.7		241.6	2:16.460		24								

<b>21 FEIGE - MIKRUT</b>																	
lap	Sect-1	Speed	Sect-2	Speed	Sect-3	Speed	lap time	Top Speed	lap	Sect-1	Speed	Sect-2	Speed	Sect-3	Speed	lap time	Top Speed
1	30.843		54.376	251.7	57.327	210.9	2:22.546		12	27.902		51.455	273.4	54.979	231.8	2:14.336	
2	28.953		53.500	250.0	55.894	212.2	2:18.347		13	27.630		52.306	272.7	54.712	239.5	2:14.648	
3	28.261		52.657	262.1	56.559	224.5	2:17.477		14	27.375		51.960	274.1	54.590	236.8	2:13.925	
4	28.305		52.343	272.7	55.909	230.3	2:16.557		15	27.171		53.068	274.1	55.207	230.3	2:15.446	
5	28.014		52.493	270.7	55.324	213.4	2:15.831		16	27.323		52.662	273.4	56.170	229.8	2:16.155	
6	28.334		52.512	273.4	55.315	238.4	2:16.161		17	27.603		51.795	270.0	55.504	230.3	2:14.902	
7	28.291		52.392	268.7	56.059	241.1	2:16.742		18	27.395		52.549	272.7	55.346	230.8	2:15.290	
8	28.949		53.023	259.0	56.472	241.1	2:18.444		19	27.286		52.488	273.4	55.223	234.3	2:14.997	
9	27.934		52.145	276.2	55.918	241.1	2:15.997		20	27.486		51.625	272.7	54.657	236.8	2:13.768	
10	28.250		51.906	275.5		222.2	2:19.665		21	27.733		51.926	272.7	55.114	238.4	2:14.773	
11	Pit Out		51.806	271.4	55.220	222.7	2:16.272		22	27.708		53.067	252.9	55.370	228.8	2:16.145	

<b>29 AZZAM - JEFFERIES</b>																	
lap	Sect-1	Speed	Sect-2	Speed	Sect-3	Speed	lap time	Top Speed	lap	Sect-1	Speed	Sect-2	Speed	Sect-3	Speed	lap time	Top Speed
1	30.296		53.081	260.2	56.283	212.2	2:19.660		13	26.710		50.783	274.8	53.124	242.7	2:10.617	
2	27.470		51.385	259.6	53.672	244.3	2:12.527		14	26.807		51.029	276.2	53.283	242.2	2:11.119	
3	27.430		51.299	272.7	53.769	237.4	2:12.498		15	26.932		50.953	274.8	53.227	240.5	2:11.112	
4	26.675		51.437	274.8	53.418	238.9	2:11.530		16	26.666		50.863	275.5	53.115	243.2	2:10.644	
5	27.016		50.855	275.5	53.356	237.9	2:11.227		17	26.700		51.069	276.2	53.435	241.1	2:11.204	
6	27.322		51.263	274.8	53.390	241.1	2:11.975		18	26.799		50.761	276.9	53.454	239.5	2:11.014	
7	27.392		51.260	273.4	53.710	226.9	2:12.362		19	26.813		50.823	276.9	53.189	244.3	2:10.825	
8	27.290		51.311	268.0	53.456	235.3	2:12.057		20	26.730		50.929	276.2	53.397	240.5	2:11.056	
9	27.149		51.317	274.8	53.450	229.8	2:11.916		21	26.731		50.810	275.5	53.288	241.6	2:10.829	
10	27.255		51.266	267.3		240.0	2:13.560		22	26.611		51.192	275.5	53.379	241.6	2:11.182	
11	Pit Out		51.494	274.1	53.500	240.0	2:13.161		23	26.733		51.178	276.2	53.129	243.8	2:11.040	
12	26.602		51.457	274.8	52.967	244.3	2:11.026		24								

<b>33 SCHLEGELMILCH - ABKHAZAVA</b>																	
lap	Sect-1	Speed	Sect-2	Speed	Sect-3	Speed	lap time	Top Speed	lap	Sect-1	Speed	Sect-2	Speed	Sect-3	Speed	lap time	Top Speed
1	28.666		51.417	270.0	53.618	224.1	2:13.701		7	26.873		50.855	274.8	53.419	239.5	2:11.147	
2	26.939		51.004	273.4	53.374	234.8	2:11.317		8	26.845		51.129	272.0	53.386	243.8	2:11.360	
3	26.930		50.863	274.8	53.177	238.9	2:10.970		9	26.831		51.167	274.1	53.210	243.2	2:11.208	
4	26.943		50.979	274.8	53.164	244.3	2:11.086		10	26.985		51.041	274.1	53.807	243.8	2:11.833	
5	27.067		51.034	272.7	53.232	240.0	2:11.333		11	26.863		51.266	275.5		242.7	3:04.164	
6	26.808		51.196	274.8	53.417	249.4	2:11.421		12								



### LAMBORGHINI SUPER TROFEO ME

20 - 24 February 2019

### Laps and Sector Times - RACE 2

YAS Marina - Abu Dhabi - 5555 mtr.

39 Han HUILIN																	
lap	Sect-1	Speed	Sect-2	Speed	Sect-3	Speed	lap time	Top Speed	lap	Sect-1	Speed	Sect-2	Speed	Sect-3	Speed	lap time	Top Speed
1	30.350		52.678	268.7	57.182	243.2	2:20.210		13	27.437		51.446	273.4	54.824	252.9	2:13.707	
2	27.417		51.666	270.7	54.580	246.0	2:13.663		14	27.510		51.875	272.7	54.535	244.3	2:13.920	
3	27.320		51.508	272.7	54.520	250.6	2:13.348		15	27.516		51.812	272.0	54.560	246.6	2:13.888	
4	27.288		51.832	270.7	54.791	247.1	2:13.911		16	27.247		52.551	269.3	55.533	242.7	2:15.331	
5	27.386		51.856	270.7	54.909	240.5	2:14.151		17	27.501		51.774	270.7	54.943	247.1	2:14.218	
6	27.345		51.976	268.0	54.917	243.8	2:14.238		18	27.399		52.136	272.7	56.695	240.0	2:16.230	
7	27.517		51.809	270.7	55.456	236.3	2:14.782		19	27.343		51.624	273.4	54.892	242.2	2:13.859	
8	27.344		52.158	272.0	54.955	237.9	2:14.457		20	27.270		52.113	273.4	55.478	238.9	2:14.861	
9	27.253		52.192	269.3	54.968	244.9	2:14.413		21	27.780		51.955	272.0	55.352	239.5	2:15.087	
10	27.407		52.090	272.0	55.459	244.3	2:14.956		22	27.523		52.082	272.7	55.765	241.6	2:15.370	
11	27.501		51.870	271.4		240.5	2:17.086		23	27.750		52.018	271.4	55.980	243.2	2:15.748	
12	Pit Out		51.769	271.4	54.977	252.9			24								

63 PUHAKKA - KASAI																	
lap	Sect-1	Speed	Sect-2	Speed	Sect-3	Speed	lap time	Top Speed	lap	Sect-1	Speed	Sect-2	Speed	Sect-3	Speed	lap time	Top Speed
1	28.757		51.167	266.0	53.480	221.3	2:13.404		13	27.163		51.070	274.8		237.4	2:13.505	
2	26.879		51.153	268.7	53.227	232.8	2:11.259		14	Pit Out		52.189	271.4	54.186	244.9		
3	26.815		50.918	273.4	53.533	237.4	2:11.266		15	27.210		51.300	272.7	54.145	236.8	2:12.655	
4	26.779		50.789	274.1	53.258	237.4	2:10.826		16	27.431		51.091	272.0	54.478	246.6	2:13.000	
5	26.725		50.912	275.5	53.030	235.8	2:10.667		17	27.242		51.664	273.4	53.986	237.9	2:12.892	
6	26.791		50.658	274.1	53.158	242.7	2:10.607		18	27.123		51.138	274.1	53.820	242.2	2:12.081	
7	26.776		50.706	272.7	53.046	239.5	2:10.528		19	27.121		50.881	271.4	53.655	240.5	2:11.657	
8	26.802		50.985	273.4	53.415	240.5	2:11.202		20	26.896		50.999	274.1	55.315	240.0	2:13.210	
9	26.734		50.813	274.8	53.185	240.5	2:10.732		21	27.697		50.930	274.1	54.132	241.6	2:12.759	
10	26.921		50.636	275.5	53.305	238.9	2:10.862		22	27.220		50.731	276.9	54.008	242.7	2:11.959	
11	26.696		51.055	274.8	53.563	235.8	2:11.314		23	27.207		50.696	274.8	53.888	241.6	2:11.791	
12	26.751		50.825	276.2	53.982	243.8	2:11.558		24								

67 LEWANDOWSKI - OBUCHOSKI																	
lap	Sect-1	Speed	Sect-2	Speed	Sect-3	Speed	lap time	Top Speed	lap	Sect-1	Speed	Sect-2	Speed	Sect-3	Speed	lap time	Top Speed
1	30.396		52.421	259.0	55.591	247.1	2:18.408		13	Pit Out		51.617	263.4	54.750	234.8		
2	27.338		51.024	272.0	53.698	240.5	2:12.060		14	27.595		51.269	273.4	55.827	231.8	2:14.691	
3	27.320		51.265	270.0	53.439	230.3	2:12.024		15	27.742		51.526	271.4	55.050	230.3	2:14.318	
4	27.287		50.918	277.6	53.685	243.2	2:11.890		16	27.447		51.219	275.5	55.446	241.1	2:14.112	
5	27.295		51.004	263.4	53.570	250.0	2:11.869		17	27.654		51.434	274.8	55.248	238.4	2:14.336	
6	27.264		51.082	275.5	53.820	224.1	2:12.166		18	27.402		51.342	278.4	55.248	233.3	2:13.992	
7	27.241		51.369	263.4	53.723	211.8	2:12.333		19	27.396		51.166	276.2	54.797	235.3	2:13.359	
8	27.298		50.936	266.0	53.368	245.5	2:11.602		20	28.014		51.490	273.4	55.518	236.3	2:15.022	
9	27.214		50.910	273.4	53.430	230.8	2:11.554		21	27.332		51.464	272.0	55.502	232.3	2:14.298	
10	27.451		51.297	267.3	53.604	234.8	2:12.352		22	27.505		51.608	276.2	55.705	224.5	2:14.818	
11	27.241		51.293	264.7	55.227	250.6	2:13.761		23	27.772		51.549	272.0	54.840	242.7	2:14.161	
12	27.354		51.332	272.0		226.4	2:14.821		24								

77 Thomas PADOVANI																	
lap	Sect-1	Speed	Sect-2	Speed	Sect-3	Speed	lap time	Top Speed	lap	Sect-1	Speed	Sect-2	Speed	Sect-3	Speed	lap time	Top Speed
1	29.278		53.406	257.1	56.338	237.9	2:19.022		13	27.281		51.946	272.7	54.867	247.7	2:14.094	
2	27.375		51.293	274.8	53.948	253.5	2:12.616		14	27.255		51.638	274.1	54.779	252.9	2:13.672	
3	27.318		51.317	272.7	54.484	249.4	2:13.119		15	27.515		51.688	268.0	54.252	252.9	2:13.455	
4	27.397		51.767	273.4	53.896	241.1	2:13.060		16	27.179		51.603	272.7	54.232	246.0	2:13.014	
5	27.259		51.267	272.0	54.011	251.2	2:12.537		17	27.242		51.944	268.0	54.767	248.3	2:13.953	
6	26.842		51.456	273.4	54.343	248.3	2:12.641		18	27.464		51.615	271.4	54.767	250.6	2:13.846	
7	27.010		51.745	272.7	54.113	241.6	2:12.868		19	27.303		52.297	270.7	55.764	251.7	2:15.364	
8	27.172		51.285	272.7	54.291	244.9	2:12.748		20	28.274		52.217	272.7	55.281	240.5	2:15.772	
9	27.556		51.492	272.0	54.392	240.5	2:13.440		21	27.373		52.454	270.7	55.241	239.5	2:15.068	
10	27.453		51.751	273.4		241.1	2:16.760		22	27.192		51.828	274.1	55.288	240.5	2:14.308	
11	Pit Out		51.346	269.3	54.508	252.9			23	27.372		52.094	272.7	55.358	247.7	2:14.824	
12	27.138		52.043	273.4	55.018	236.3	2:14.199		24								

88 Gabriele MURRONI																	
lap	Sect-1	Speed	Sect-2	Speed	Sect-3	Speed	lap time	Top Speed	lap	Sect-1	Speed	Sect-2	Speed	Sect-3	Speed	lap time	Top Speed
1	31.420		54.130	231.8	57.148	194.2	2:22.698		7	27.764		52.254	266.0	56.401	239.5	2:16.419	
2	29.396		52.558	253.5	54.753	231.3	2:16.707		8	27.853		51.931	262.8	55.152	231.3	2:14.936	
3	27.947		52.773	248.3	55.218	210.1	2:15.938		9	27.990		52.094	258.4	55.426	229.3	2:15.510	

**LAMBORGHINI SUPER TROFEO ME**

**Laps and Sector Times - RACE 2**

**20 - 24 February 2019**

**YAS Marina - Abu Dhabi - 5555 mtr.**

<b>4</b>	27.786	51.798	254.7	54.990	227.8	<u>2:14.574</u>	<b>10</b>	28.140	<u>51.702</u>	257.1	54.789	229.3	2:14.631
<b>5</b>	28.003	52.102	252.3	54.855	222.2	2:14.960	<b>11</b>	27.860	51.926	240.0		237.4	2:17.972
<b>6</b>	<u>27.892</u>	<u>51.941</u>	260.2	54.764	208.9	2:14.597	<b>12</b>						

<b>99 WONG - ALEXANDER AU</b>																	
lap	Sect-1	Speed	Sect-2	Speed	Sect-3	Speed	lap time	Top Speed	lap	Sect-1	Speed	Sect-2	Speed	Sect-3	Speed	lap time	Top Speed
<b>1</b>	30.701		54.450	257.8		227.4	2:23.130		<b>12</b>	27.052		51.132	272.0		247.1	2:13.924	
<b>2</b>	Pit Out		51.649	263.4	56.673	235.8	<del>2:12.074</del>		<b>13</b>	Pit Out		51.623	272.7	54.481	250.6	<del>2:12.074</del>	
<b>3</b>	27.092		51.356	274.1	53.870	243.8	2:12.318		<b>14</b>	27.225		51.261	274.1	54.177	247.1	2:12.663	
<b>4</b>	28.749		51.476	270.0	54.121	246.0	2:14.346		<b>15</b>	26.937		52.464	274.8	54.747	251.7	2:14.148	
<b>5</b>	27.017		51.358	274.1	<u>53.698</u>	251.7	<u>2:12.073</u>		<b>16</b>	27.290		51.427	274.8	1:13.367	248.8	2:32.084	
<b>6</b>	27.135		51.304	276.2	53.868	251.7	2:12.307		<b>17</b>	27.484		<u>51.016</u>	274.1	57.050	250.6	2:15.550	
<b>7</b>	27.111		51.328	274.1	53.879	253.5	2:12.318		<b>18</b>	27.427		51.537	275.5	55.285	247.1	2:14.249	
<b>8</b>	27.098		51.414	274.8	54.414	251.7	2:12.926		<b>19</b>	<u>26.842</u>		52.209	274.8	55.231	251.7	2:14.282	
<b>9</b>	27.116		51.377	274.8	54.090	<u>254.1</u>	2:12.583		<b>20</b>	27.122		51.413	<u>276.9</u>	54.264	<u>254.1</u>	2:12.799	
<b>10</b>	26.854		51.532	272.7	54.266	253.5	2:12.652		<b>21</b>	27.346		51.520	273.4	57.189	250.6	2:16.055	
<b>11</b>	26.948		51.533	274.1	55.413	251.7	2:13.894		<b>22</b>	27.411		51.730	274.8	54.764	249.4	2:13.905	