

YAS MOTOR RACING CLUB - Rnd.-4 Feb.21-23, 2019

LAMBORGHINI SUPER TROFEO ME
Final results QUALIFYING 2

20 - 24 February 2019
YAS Marina - Abu Dhabi - 5555 mtr.





Pos	Nbr	Name	Cls	PIC	Fastest	In	Gap	Diff	Laps	Km/h
1	9	BOGUSLAVSKIY	PRO	1	2:08.352	6			7	155.81
2	63	PUHAKKA	PRO	2	2:09.556	2	1.204	1.204	7	154.36
3	5	AMICI	PRO	3	2:09.710	6	1.358	0.154	8	154.17
4	11	Vincent SCHWARTZ	AM	1	2:09.829	5	1.477	0.119	6	154.03
5	33	SCHLEGELMICH	PRO AM	1	2:10.341	6	1.989	0.512	8	153.43
6	29	AZZAM	PRO AM	2	2:10.490	5	2.138	0.149	8	153.25
7	12	OLSSON	AM	2	2:10.927	3	2.575	0.437	8	152.74
8	67	LEWANDOWSKI	AM	3	2:11.126	3	2.774	0.199	8	152.51
9	8	LIQUORISH	PRO AM	3	2:11.877	6	3.525	0.751	9	151.64
10	77	Thomas PADOVANI	AM	4	2:12.276	9	3.924	0.399	9	151.18
11	99	WONG	AM	5	2:12.400	5	4.048	0.124	7	151.04
12	39	Han HUILIN	AM	6	2:12.846	3	4.494	0.446	9	150.54
13	88	Gabriele MURRONI	LC	1	2:13.097	3	4.745	0.251	7	150.25
14	7	KADOORIE	AM	7	2:13.769	9	5.417	0.672	9	149.50
15	21	FEIGE	PRO AM	4	2:17.778	5	9.426	4.009	8	145.15

Fastest time : 2:08.352 in lap 6 by nbr. 9 : BOGUSLAVSKIY ()

Publication-time

Results: www.getraceresults.com

Timekeeping by : Time Service BV - The Netherlands

Steward  ALESSANDRO TIBILETTI	CSAa 48825	Steward 	Steward 
Page 1 of 1			



LAMBORGHINI SUPER TROFEO ME
Sector analyse - QUALIFYING 2

20 - 24 February 2019
YAS Marina - Abu Dhabi - 5555 mtr.

Pos	Nbr	Name / Team name	Sector 1			Sector 2			Sector 3			Theoretical best	Actual best	In
			time	Lap	pos	time	Lap	pos	time	Lap	pos			
1	9	BOGUSLAVSKIY	26.099	6	1	50.201	2	1	51.886	6	1	2:08.186	2:08.352	6
2	63	PUHAKKA	26.549	2	6	50.314	7	2	52.580	2	2	2:09.443	2:09.556	2
3	5	AMICI	26.371	7	3	50.345	6	3	52.726	5	3	2:09.442	2:09.710	6
4	11	Vincent SCHWARTZ	26.430	5	4	50.427	5	4	52.972	5	4	2:09.829	2:09.829	5
5	33	SCHLEGELMICH	26.553	4	7	50.622	3	5	53.034	6	6	2:10.209	2:10.341	6
6	29	AZZAM	26.521	5	5	50.765	4	7	53.000	2	5	2:10.286	2:10.490	5
7	12	OLSSON	26.252	3	2	50.639	6	6	53.179	2	7	2:10.070	2:10.927	3
8	67	LEWANDOWSKI	26.955	3	11	50.869	2	8	53.220	3	8	2:11.044	2:11.126	3
9	8	LIQUORISH	26.757	4	9	51.142	6	10	53.395	2	9	2:11.294	2:11.877	6
10	77	Thomas PADOVANI	26.779	3	10	51.356	9	12	54.076	9	10	2:12.211	2:12.276	9
11	99	WONG	26.747	4	8	51.201	5	11	54.270	5	13	2:12.218	2:12.400	5
12	39	Han HUILIN	26.989	6	12	51.449	8	13	54.216	3	11	2:12.654	2:12.846	3
13	88	Gabriele MURRONI	27.459	6	14	50.993	3	9	54.256	2	12	2:12.708	2:13.097	3
14	7	KADOORIE	27.149	5	13	51.726	5	14	54.341	9	14	2:13.216	2:13.769	9
15	21	FEIGE	28.032	6	15	52.436	6	15	56.406	5	15	2:16.874	2:17.778	5



LAMBORGHINI SUPER TROFEO ME Laps and Sector Times - QUALIFYING 2

20 - 24 February 2019
YAS Marina - Abu Dhabi - 5555 mtr.

5 AMICI																	
lap	Sect-1	Speed	Sect-2	Speed	Sect-3	Speed	lap time	Top Speed	lap	Sect-1	Speed	Sect-2	Speed	Sect-3	Speed	lap time	Top Speed
1	Pit Out		51.508	257.1	53.422	238.9	2:10.301	273.4	5	26.973		50.580	264.1	52.726	247.1	2:10.279	
2	26.584		50.725	268.0	53.148	252.9	2:10.457		6	26.466		50.345	270.0	52.899	256.5	2:09.710	
3	26.434		50.735	268.0		246.0	2:15.350		7	26.371		50.924	270.0	52.988	245.5	2:10.283	
4	Pit Out	1:18.378	145.4		59.909	107.7			8	26.420		50.857	268.0		247.7	2:17.270	

7 KADOORIE																	
lap	Sect-1	Speed	Sect-2	Speed	Sect-3	Speed	lap time	Top Speed	lap	Sect-1	Speed	Sect-2	Speed	Sect-3	Speed	lap time	Top Speed
1	Pit Out		53.077	259.0	54.663	229.3			6	27.382		52.083	272.7	55.058	251.2	2:14.523	
2	27.373		52.110	271.4	55.896	224.1	2:15.379		7	27.407		51.881	274.1	1:11.259	248.8	2:30.547	
3	27.732		51.763	273.4	54.746	234.8	2:14.241		8	27.925		51.926	274.1	55.130	250.0	2:14.981	
4	27.631		54.393	261.5	54.475	247.7	2:16.499		9	27.547		51.881	274.1	54.341	246.6	2:13.769	
5	27.149		51.726	272.7	54.987	252.3	2:13.862		10								

8 LIQUORISH																	
lap	Sect-1	Speed	Sect-2	Speed	Sect-3	Speed	lap time	Top Speed	lap	Sect-1	Speed	Sect-2	Speed	Sect-3	Speed	lap time	Top Speed
1	Pit Out		51.929	266.0	54.058	251.7	2:12.802	273.4	6	26.950		51.142	272.7	53.785	252.3	2:11.877	
2	27.345		51.529	271.4	53.395	243.2	2:12.269		7	26.979		51.162	273.4	54.080	244.3	2:12.221	
3	27.030		51.497	272.7	54.106	242.2	2:12.633		8	27.306		52.077	270.7		244.3	2:20.420	
4	26.757		51.416	274.8	54.035	242.2	2:12.208		9	Pit Out		1:02.388	164.6	Pit In	158.6	2:23.553	
5	26.792		51.513	270.7	54.098	248.8	2:12.403		10								

9 BOGUSLAVSKIY																	
lap	Sect-1	Speed	Sect-2	Speed	Sect-3	Speed	lap time	Top Speed	lap	Sect-1	Speed	Sect-2	Speed	Sect-3	Speed	lap time	Top Speed
1	Pit Out		53.171	268.7	57.612	216.4	2:12.352	273.4	5	26.394		50.341	273.4	56.019	238.4	2:12.754	
2	26.392		50.201	274.1	52.600	241.1	2:09.193		6	26.099		50.367	274.1	51.886	244.9	2:08.352	
3	26.399		50.346	274.1	51.981	236.3	2:08.726		7	33.892		1:03.335	177.3		157.2	2:47.109	
4	31.918	1:01.503	206.5		59.224	149.0	2:32.645		8								

11 Vincent SCHWARTZ																	
lap	Sect-1	Speed	Sect-2	Speed	Sect-3	Speed	lap time	Top Speed	lap	Sect-1	Speed	Sect-2	Speed	Sect-3	Speed	lap time	Top Speed
1	Pit Out		55.643	201.1	1:08.357	173.1	2:12.782	273.4	4	27.315		52.152	238.9	58.147	236.3	2:17.614	
2	27.107		51.821	269.3	54.710	240.0	2:13.638		5	26.430		50.427	277.6	52.972	244.3	2:09.829	
3	26.491		50.507	273.4	53.118	234.3	2:10.116		6	26.763		51.327	273.4		230.3	2:18.710	

12 OLSSON																	
lap	Sect-1	Speed	Sect-2	Speed	Sect-3	Speed	lap time	Top Speed	lap	Sect-1	Speed	Sect-2	Speed	Sect-3	Speed	lap time	Top Speed
1	Pit Out		1:02.529	149.8	55.789	169.5	2:12.853	273.4	5	27.970		53.095	232.3	58.268	213.4	2:19.333	
2	26.785		51.057	272.7	53.179	244.9	2:11.021		6	26.736		50.639	274.1	55.325	244.3	2:12.700	
3	26.252		50.881	272.7	53.794	241.1	2:10.927		7	31.479		54.014	237.4	58.201	211.4	2:23.694	
4	32.106		53.041	251.2	55.163	214.7	2:20.310		8	27.158		58.758	153.4		153.4	2:28.487	

21 FEIGE																	
lap	Sect-1	Speed	Sect-2	Speed	Sect-3	Speed	lap time	Top Speed	lap	Sect-1	Speed	Sect-2	Speed	Sect-3	Speed	lap time	Top Speed
1	Pit Out		56.836	200.7	1:03.368	193.5	2:12.312	273.4	5	28.460		52.912	262.1	56.406	254.1	2:17.778	
2	28.497		52.630	255.9	1:23.760	229.8	2:44.887		6	28.032		52.436	266.7	1:19.176	254.7	2:39.644	
3	28.601		54.933	252.3	57.929	216.0	2:21.463		7	33.468		54.343	260.9	1:00.599	228.8	2:28.410	
4	28.844		52.760	264.7	56.862	230.8	2:18.466		8	28.497		52.714	271.4	56.873	215.1	2:18.084	

29 AZZAM																	
lap	Sect-1	Speed	Sect-2	Speed	Sect-3	Speed	lap time	Top Speed	lap	Sect-1	Speed	Sect-2	Speed	Sect-3	Speed	lap time	Top Speed
1	Pit Out		52.530	255.9	57.063	228.8	2:12.913	273.4	5	26.521		50.868	274.1	53.101	243.8	2:10.490	
2	26.581		51.075	273.4	53.000	247.1	2:10.656		6	28.828		53.080	226.9		228.8	2:19.692	
3	26.561		53.602	184.3	54.960	211.4	2:15.123		7	Pit Out		51.760	271.4	55.618	223.6	2:13.714	
4	26.603		50.765	274.1	53.885	249.4	2:11.253		8	26.857		51.117	274.1		242.7	2:17.693	

33 SCHLEGELMICH																	
lap	Sect-1	Speed	Sect-2	Speed	Sect-3	Speed	lap time	Top Speed	lap	Sect-1	Speed	Sect-2	Speed	Sect-3	Speed	lap time	Top Speed
1	Pit Out		51.835	267.3	1:16.859	243.8	2:12.813	273.4	5	Pit Out		51.281	270.7	53.724	244.9	2:13.570	
2	26.993		50.753	272.7	53.569	259.0	2:11.315		6	26.636		50.671	274.1	53.034	254.1	2:10.341	
3	26.861		50.622	274.1	53.428	254.7	2:10.911		7	26.765		50.778	274.8	53.107	246.6	2:10.650	
4	26.553		50.728	274.1		243.8	2:13.183		8	26.609		50.724	274.1	53.449	248.8	2:10.782	



LAMBORGHINI SUPER TROFEO ME
Laps and Sector Times - QUALIFYING 2

20 - 24 February 2019
YAS Marina - Abu Dhabi - 5555 mtr.

39 Han HUILIN																	
lap	Sect-1	Speed	Sect-2	Speed	Sect-3	Speed	lap time	Top Speed	lap	Sect-1	Speed	Sect-2	Speed	Sect-3	Speed	lap time	Top Speed
1	Pit Out		54.068	262.8	1:01.891	222.2	2:11.230		6	26.989		51.526	272.0	54.670	245.5	2:13.185	
2	27.234		52.050	271.4	55.082	253.5	2:14.366		7	26.990		51.451	273.4	55.168	255.3	2:13.609	
3	27.099		51.531	272.7	54.216	249.4	2:12.846		8	27.086		51.449	273.4	54.501	249.4	2:13.036	
4	31.172	1:04.060	165.1		1:00.401	192.2	2:35.633		9	32.866		1:04.355	171.2		184.0	2:48.061	
5	27.019		51.503	270.7	54.336	250.6	2:12.858		10								

63 PUHAKKA																	
lap	Sect-1	Speed	Sect-2	Speed	Sect-3	Speed	lap time	Top Speed	lap	Sect-1	Speed	Sect-2	Speed	Sect-3	Speed	lap time	Top Speed
1	Pit Out		51.368	264.7	54.383	226.4	2:06.882		5	26.566		50.318	276.9	52.805	234.8	2:09.689	
2	26.549		50.427	275.5	52.580	239.5	2:09.556		6	30.151		58.348	223.1	1:03.929	96.8	2:32.428	
3	26.561		50.340	277.6	52.673	233.3	2:09.574		7	26.558		50.314	277.6		247.1	2:15.293	
4	28.914		53.457	247.7	54.653	220.9	2:17.024		8								

67 LEWANDOWSKI																	
lap	Sect-1	Speed	Sect-2	Speed	Sect-3	Speed	lap time	Top Speed	lap	Sect-1	Speed	Sect-2	Speed	Sect-3	Speed	lap time	Top Speed
1	Pit Out		53.684	216.0	1:02.676	232.3	2:38.930		5	27.089		51.694	276.9	56.173	221.3	2:14.956	
2	27.373		50.869	272.0	54.090	236.3	2:12.332		6	27.284		52.756	276.2	56.567	203.0	2:16.607	
3	26.955		50.951	269.3	53.220	246.6	2:11.126		7	27.334		51.312	269.3	1:02.425	262.1	2:21.071	
4	28.857		52.941	220.4	59.513	206.1	2:21.311		8	27.243		51.417	267.3		224.5	2:16.925	

77 Thomas PADOVANI																	
lap	Sect-1	Speed	Sect-2	Speed	Sect-3	Speed	lap time	Top Speed	lap	Sect-1	Speed	Sect-2	Speed	Sect-3	Speed	lap time	Top Speed
1	Pit Out		52.296	265.4	55.643	254.1	2:17.185		6	30.064		1:01.231	173.4	56.913	201.1	2:28.208	
2	26.941		51.873	273.4	54.409	258.4	2:13.223		7	26.951		52.150	272.7	54.201	254.7	2:13.302	
3	26.779		51.501	273.4	54.080	252.3	2:12.360		8	26.878		51.425	273.4	54.626	255.9	2:12.929	
4	26.789		51.927	272.7	54.585	254.7	2:13.301		9	26.844		51.356	274.1	54.076	247.7	2:12.276	
5	26.984		51.589	274.1	54.650	246.0	2:13.223		10								

88 Gabriele MURRONI																	
lap	Sect-1	Speed	Sect-2	Speed	Sect-3	Speed	lap time	Top Speed	lap	Sect-1	Speed	Sect-2	Speed	Sect-3	Speed	lap time	Top Speed
1	Pit Out		53.670	238.9	56.783	214.7	2:22.222		5	27.869		51.358	264.1	55.114	248.8	2:14.341	
2	27.787		51.283	264.7	54.256	242.7	2:13.326		6	27.459		1:13.852	264.7	59.834	164.9	2:41.145	
3	27.718		50.993	260.2	54.386	237.9	2:13.097		7	27.567		51.356	263.4		245.5	2:24.140	
4	27.932		52.471	260.9	1:09.205	183.7	2:29.608		8								

99 WONG																	
lap	Sect-1	Speed	Sect-2	Speed	Sect-3	Speed	lap time	Top Speed	lap	Sect-1	Speed	Sect-2	Speed	Sect-3	Speed	lap time	Top Speed
1	Pit Out		58.544	165.9	55.110	240.5	2:34.222		5	26.929		51.201	272.0	54.270	245.5	2:12.400	
2	26.940		51.360	266.0	54.969	244.3	2:13.269		6	30.152		1:19.104	90.8	1:01.644	184.3	2:50.900	
3	26.824		51.253	273.4	54.559	227.4	2:12.636		7	1:31.624		1:02.630	161.9		126.5	3:44.571	
4	26.747		1:24.753	73.3	1:05.113	104.2	2:56.613		8								