

## Europe PRO + PRO AM - Provisional Results Race 2

Autodromo Vallelunga 4.085 m

Laps 30 = 122,550 km - Avg 145,692 km/h - Race Time 50'28.161

No.	Driver 1 Entrant	Driver 2 Team	Car	Class	Laps	Time	Gap	Rel.	Fastest Lap
1P	<b>39</b> ABKHAZAVA Shota (GEO) 1'34.615 ARTLINE TEAM GEORGIA	<b>AFANASIEV Sergej (RUS)</b> ARTLINE TEAM GEORGIA	Lamborghini Super Trofeo	E-PA	30	50'28.161		18	1'32.926
2P	<b>26</b> LAGRANGE Niels (BEL) LEIPERT MOTORSPORT	<b>SCHANDORFF Frederik (DNK) 1'33.197</b> LEIPERT MOTORSPORT	Lamborghini Super Trofeo	E-P	30	50'28.715	<b>0.554</b>	<b>0.554</b>	7 1'32.959
3P	<b>10</b> BOGUSLAVSKIY Timur (RUS) TARGET RACING	<b>SHAITAR Victor (RUS) 1'33.841</b> NEFIS BY TARGET RACING	Lamborghini Super Trofeo	E-P	30	50'30.138	<b>1.977</b>	<b>1.423</b>	30 1'33.201
4	<b>29</b> JEFFRIES Axcil (ZWE) 1'33.557 KONRAD MOTORSPORT	<b>VETTEL Fabian (DEU)</b> KONRAD MOTORSPORT	Lamborghini Super Trofeo	E-P	30	50'30.274	<b>2.113</b>	<b>0.136</b>	5 1'33.451
5	<b>71</b> PEREZ JC (USA) 1'35.171 P1 MOTORSPORT	<b>SPINELLI Loris (ITA)</b> P1 MOTORSPORT	Lamborghini Super Trofeo	E-PA	30	50'34.653	<b>6.492</b>	<b>4.379</b>	17 1'32.651
6	<b>46</b> KASAI Takashi (ITA) 1'34.373 VS RACING	<b>MACBETH August (USA)</b> VS RACING	Lamborghini Super Trofeo	E-PA	30	50'35.136	<b>6.975</b>	<b>0.483</b>	14 1'33.735
7	<b>8</b> KOLLER Hans-Peter (CHE) 1'36.135 VS RACING	<b>LIBERATI Edoardo (ITA)</b> VS RACING	Lamborghini Super Trofeo	E-PA	30	50'50.565	<b>22.404</b>	<b>15.429</b>	4 1'32.180
8	<b>5</b> ALTOÈ Giacomo (ITA) 1'32.724 ANTONELLI MOTORSPORT	<b>ZAMPIERI David (CHE)</b> ANTONELLI MOTORSPORT	Lamborghini Super Trofeo	E-P	30	51'23.685	<b>55.524</b>	<b>33.120</b>	4 1'32.035
9	<b>34</b> BONTEMPELLI Lorenzo (ITA) 1'34.473 IRON LYNX	<b>ZONZINI Emanuele (RSM)</b> IRON LYNX	Lamborghini Super Trofeo	E-PA	29	51'50.406	<b>1 Lap</b>	<b>1 Lap</b>	28 1'32.753
10	<b>12</b> LARSSON Simon (SWE) 1'36.740 TARGET RACING	<b>LIND Dennis (DNK)</b> TARGET RACING	Lamborghini Super Trofeo	E-PA	25	42'42.626	<b>5 Laps</b>	<b>4 Laps</b>	12 1'32.984
11P	<b>53</b> MANTOVANI Massimo (ITA) IMPERIALE RACING	<b>VENDDITI Davide (ITA) 1'34.599</b> IMPERIALE RACING	Lamborghini Super Trofeo	E-PA	25	42'53.323	<b>5 Laps</b>	<b>10.697</b>	16 1'34.181
12P	<b>3</b> PULL James (GBR) BONALDI MOTORSPORT	<b>SNOEKS Kelvin (DEU) 1'32.637</b> BONALDI MOTORSPORT	Lamborghini Super Trofeo	E-P	24	40'59.771	<b>6 Laps</b>	<b>1 Lap</b>	19 1'32.610
----- Not Classified -----									
RET	<b>33</b> LINOSSI Francesca (ITA) IRON LYNX	<b>COLOMBO Stefano (ITA)</b> IRON LYNX	Lamborghini Super Trofeo	E-PA	18	29'33.433	<b>12 Laps</b>		9 1'32.762
RET	<b>2</b> LEIPERT Marcel (DEU) 1'34.014 LEIPERT MOTORSPORT	<b>LEFTEROV Pavel (BUL)</b> LEIPERT MOTORSPORT	Lamborghini Super Trofeo	E-PA	15	25'06.625	<b>15 Laps</b>		15 1'33.127
RET	<b>44</b> POSTIGLIONE Vito (ITA) IMPERIALE RACING	<b>BASZ Karol (POL)</b> IMPERIALE RACING	Lamborghini Super Trofeo	E-P	8	12'33.012	<b>22 Laps</b>		5 1'33.054
RET	<b>72</b> GALBIATI Kikko (ITA) ANTONELLI MOTORSPORT	<b>DE NARDA Joffrey (FRA)</b> ANTONELLI MOTORSPORT	Lamborghini Super Trofeo	E-P	0				
NS	<b>6</b> ORTIZ Felipe (BRA) VS RACING	<b>TUJULA Tuomas (FIN)</b> VS RACING	Lamborghini Super Trofeo	E-P					

Starting: 17 Not Started: 1 Retired: 4 Not Classified: 0 Classified: 12 Excluded: 0

Fastest Lap N. 4 No. 5 Giacomo Altoè Time 1'32.035 Avg. 159,787 Km/h

The Entrant N.10 (Target Racing) has been penalized by 5 seconds (causing a collision)  
 The Entrant N.3 (Bonaldi Motorsport) has been penalized by 1.482 for not respecting pit stop time  
 The Entrant N.39 (Artline Team Georgia) has been penalized by 2.325 for not respecting pit stop time  
 The Entrant N.26 (Leipert Motorsport) has been penalized by 1.917 for not respecting pit stop time  
 The Entrant N.53 (Imperiale Racing) has been penalized by 10 seconds (causing a collision)

Humidity:	41%	AIR	15°C
Condition:	Dry	Temp:	16°C

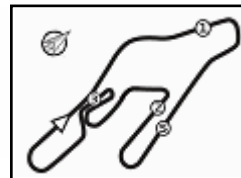
Race Director : Daniele Galbiati

Clerk of the Course : Ferrari Alessandro

Start 15:37 End 16:29 The results are provisional until the end of the time limit for protests and appeals and the completion of the technical checks.

Powered by FICR PERUGIA TIMING





## Europe PRO + PRO AM - Provisional Results by Class Race 2

Autodromo Vallelunga 4.085 m

### EUROPE PRO

Laps 30 = 122,550 km - Avg 145,666 km/h - Race Time 50'28.715

No.	Driver 1 Entrant	Driver 2 Team	Car	Laps	Time	Gap	Rel.	Fastest Lap
1P 26	LAGRANGE Niels (BEL) LEIPERT MOTORSPORT	SCHANDORFF Frederik (DNK) 1'33.197 Leipert Motorsport	Lamborghini Super Trofeo	30	50'28.715		7	1'32.959
2P 10	BOGUSLAVSKIY Timur (RUS) TARGET RACING	SHAITAR Victor (RUS) 1'33.841 Nefis by Target Racing	Lamborghini Super Trofeo	30	50'30.138	1.423	1.423 30	1'33.201
3 29	JEFFRIES Axcil (ZWE) 1'33.557 KONRAD MOTORSPORT	VETTEL Fabian (DEU) Konrad Motorsport	Lamborghini Super Trofeo	30	50'30.274	1.559	0.136 5	1'33.451
4 5	ALTOÈ Giacomo (ITA) 1'32.724 ANTONELLI MOTORSPORT	ZAMPIERI David (CHE) Antonelli Motorsport	Lamborghini Super Trofeo	30	51'23.685	54.970	53.411 4	1'32.035
5P 3	PULL James (GBR) BONALDI MOTORSPORT	SNOEKS Kelvin (DEU) 1'32.637 Bonaldi Motorsport	Lamborghini Super Trofeo	24	40'59.771	6 Laps	6 Laps 19	1'32.610
----- Not Classified -----								
RET 44	POSTIGLIONE Vito (ITA) IMPERIALE RACING	BASZ Karol (POL) Imperiale Racing	Lamborghini Super Trofeo	8	12'33.012	22 Laps	5	1'33.054
RET 72	GALBIATI Kikko (ITA) ANTONELLI MOTORSPORT	DE NARDA Joffrey (FRA) Antonelli Motorsport	Lamborghini Super Trofeo	0				
NS 6	ORTIZ Felipe (BRA) VS RACING	TUJULA Tuomas (FIN) VS Racing	Lamborghini Super Trofeo					

Starting: 8 Not Started: 1 Retired: 2 Not Classified: 0 Classified: 5 Excluded: 0

Fastest Lap N. 4 No. 5 Giacomo Altoè Time 1'32.035 Avg. 159,787 Km/h

### EUROPE PRO AM

Laps 30 = 122,550 km - Avg 145,692 km/h - Race Time 50'28.161

No.	Driver 1 Entrant	Driver 2 Team	Car	Laps	Time	Gap	Rel.	Fastest Lap
1P 39	ABKHAZAVA Shota (GEO) 1'34.615 ARTLINE TEAM GEORGIA	AFANASIEV Sergej (RUS) ArtLine Team Georgia	Lamborghini Super Trofeo	30	50'28.161		18	1'32.926
2 71	PEREZ JC (USA) 1'35.171 P1 MOTORSPORT	SPINELLI Loris (ITA) P1 Motorsport	Lamborghini Super Trofeo	30	50'34.653	6.492	6.492 17	1'32.651
3 46	KASAI Takashi (ITA) 1'34.373 VS RACING	MACBETH August (USA) VS Racing	Lamborghini Super Trofeo	30	50'35.136	6.975	0.483 14	1'33.735
4 8	KOLLER Hans-Peter (CHE) 1'36.135 VS RACING	LIBERATI Edoardo (ITA) VS Racing	Lamborghini Super Trofeo	30	50'50.565	22.404	15.429 4	1'32.180
5 34	BONTEMPELLI Lorenzo (ITA) 1'34.473 IRON LYNX	ZONZINI Emanuele (RSM) Iron Lynx	Lamborghini Super Trofeo	29	51'50.406	1 Lap	1 Lap 28	1'32.753
6 12	LARSSON Simon (SWE) 1'36.740 TARGET RACING	LIND Dennis (DNK) Target Racing	Lamborghini Super Trofeo	25	42'42.626	5 Laps	4 Laps 12	1'32.984
7P 53	MANTOVANI Massimo (ITA) IMPERIALE RACING	VENDITTI Davide (ITA) 1'34.599 Imperiale Racing	Lamborghini Super Trofeo	25	42'53.323	5 Laps	10.697 16	1'34.181
----- Not Classified -----								
RET 33	LINOSSI Francesca (ITA) IRON LYNX	COLOMBO Stefano (ITA) Iron Lynx	Lamborghini Super Trofeo	18	29'33.433	12 Laps	9	1'32.762
RET 2	LEIPERT Marcel (DEU) 1'34.014 LEIPERT MOTORSPORT	LEFTEROV Pavel (BUL) Leipert Motorsport	Lamborghini Super Trofeo	15	25'06.625	15 Laps	15	1'33.127

Starting: 9 Not Started: 0 Retired: 2 Not Classified: 0 Classified: 7 Excluded: 0

Fastest Lap N. 4 No. 8 Hans-Peter Koller Time 1'32.180 Avg. 159,536 Km/h

The Entrant N.10 (Target Racing) has been penalized by 5 seconds (causing a collision)  
 The Entrant N.3 (Bonaldi Motorsport) has been penalized by 1.482 for not respecting pit stop time  
 The Entrant N.39 (Artline Team Georgia) has been penalized by 2.325 for not respecting pit stop time  
 The Entrant N.26 (Leipert Motorsport) has been penalized by 1.917 for not respecting pit stop time  
 The Entrant N.53 (Imperiale Racing) has been penalized by 10 seconds (causing a collision)

Humidity:	41%	AIR	15°C
Condition:	Dry	Temp:	16°C

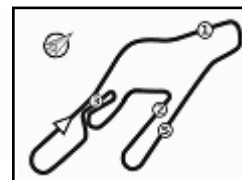
Race Director : Daniele Galbiati

Clerk of the Course : Ferrari Alessandro

Start 15:37 End 16:29 The results are provisional until the end of the time limit for protests and appeals and the completion of the technical checks.

Powered by FICR PERUGIA TIMING





## Europe PRO + PRO AM - Chronological Analysis Race 2

Autodromo Vallelunga 4.085 m

Start at 15:37'40.696

1 / 4

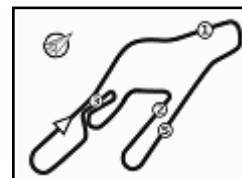
2 Leipert Motorsport (1'33.127)								13	12.288	31.949	28.167	20.183	1'32.587	247,1	15:57'52.953
Lap	Seg.1	Seg.2	Seg.3	Seg.4	Lap Time	km/h	Local Time	Giacomo Altoè							
Marcel Leipert								14	12.383	32.046	28.515	1'46.702	2'59.646P	245,5	16:00'52.599
1		34.144	29.423	20.493	1'42.390	241,6	15:39'23.086	15	15.804	32.521	28.428	20.171	1'36.924P	246,0	16:02'29.523
2	12.623	32.374	29.130	20.655	1'34.782	242,7	15:40'57.868	16	12.466	32.347	29.309	20.261	1'34.383	246,6	16:04'03.906
3	12.621	32.356	28.729	20.308	1'34.014	243,2	15:42'31.882	17	12.499	32.052	28.377	20.254	1'33.182	246,6	16:05'37.088
4	12.546	32.302	28.980	20.425	1'34.253	243,2	15:44'06.135	18	12.433	31.939	28.141	20.270	1'32.783	247,1	16:07'09.871
5	12.558	32.295	28.965	20.362	1'34.180	243,2	15:45'40.315	19	12.433	31.834	28.228	20.229	1'32.724	<b>247,7</b>	16:08'42.595
6	12.488	32.345	28.774	20.427	1'34.034	243,2	15:47'14.349	20	12.377	31.791	28.362	21.097	1'33.627	<b>247,7</b>	16:10'16.222
7	12.508	32.241	28.903	20.377	1'34.029	243,8	15:48'48.378	21	30.438	1'01.552	40.337	27.576	2'39.903	151,5	16:12'56.125
8	12.456	32.273	29.000	20.583	1'34.312	243,8	15:50'22.690	22	20.227	45.639	1'06.159	21.717	2'33.742	179,7	16:15'29.867
9	12.505	32.475	28.807	20.381	1'34.168	243,8	15:51'56.858	23	12.635	32.050	28.445	20.782	1'33.912	244,9	16:17'03.779
10	12.582	32.338	28.889	20.482	1'34.291	243,8	15:53'31.149	24	12.457	31.853	28.386	20.240	1'32.936	247,1	16:18'36.715
11	12.505	32.276	28.944	20.519	1'34.244	243,2	15:55'05.393	25	12.465	32.061	28.395	20.175	1'33.096	<b>247,7</b>	16:20'09.811
12	12.481	32.287	28.930	20.620	1'34.318	243,8	15:56'39.711	26	12.497	32.040	28.960	20.329	1'33.826	<b>247,7</b>	16:21'43.637
Pavel Lefterov								27	12.466	31.952	29.274	20.158	1'33.850	<b>247,7</b>	16:23'17.487
13	12.517	32.346	28.999	1'44.366	2'58.228P	243,8	15:59'37.939	28	12.495	32.387	30.910	1'18.912	2'34.704P	246,6	16:25'52.191
14	15.577	32.122	<b>28.347</b>	20.209	1'36.255P	243,8	16:01'14.194	29	16.727	32.972	28.909	20.172	1'38.780P	244,9	16:27'30.971
15	12.357	<b>31.940</b>	28.477	20.353	<b>1'33.127</b>	<b>244,3</b>	16:02'47.321	30	12.530	31.917	28.864	20.099	1'33.410	247,1	16:29'04.381
Race Time 25'06.625								Race Time 51'23.685							

3 Bonaldi Motorsport (1'32.610)								8 VS Racing (1'32.180)							
Lap	Seg.1	Seg.2	Seg.3	Seg.4	Lap Time	km/h	Local Time	Lap	Seg.1	Seg.2	Seg.3	Seg.4	Lap Time	km/h	Local Time
Kelvin Snoeks								Edoardo Liberati							
1		32.663	28.525	20.114	1'37.812	243,8	15:39'18.508	1		31.989	28.436	20.053	1'35.845	244,3	15:39'16.541
2	12.587	32.091	29.082	20.380	1'34.140	245,5	15:40'52.648	2	12.446	31.763	28.167	19.941	1'32.317	244,3	15:40'48.858
3	12.500	31.914	28.375	20.141	1'32.930	245,5	15:42'25.578	3	12.375	31.869	28.222	20.084	1'32.550	244,9	15:42'21.408
4	12.414	32.051	28.300	20.250	1'33.015	246,0	15:43'58.593	4	12.305	<b>31.693</b>	<b>28.148</b>	20.034	<b>1'32.180</b>	245,5	15:43'53.588
5	12.396	32.046	<b>28.120</b>	20.075	1'32.637	245,5	15:45'31.230	5	12.278	31.975	28.251	20.208	1'32.712	245,5	15:45'26.300
6	12.469	31.809	28.281	20.207	1'32.766	245,5	15:47'03.996	6	12.274	31.785	28.279	20.089	1'32.427	245,5	15:46'58.727
7	12.354	31.964	28.218	20.121	1'32.657	245,5	15:48'36.653	7	12.320	31.890	28.212	20.063	1'32.485	244,9	15:48'31.212
8	12.292	31.822	28.654	20.165	1'32.933	<b>246,6</b>	15:50'09.586	8	12.200	31.862	28.220	20.043	1'32.325	244,9	15:50'03.537
9	12.271	31.957	28.905	20.170	1'33.303	246,0	15:51'42.889	9	12.182	31.925	28.408	20.235	1'32.750	245,5	15:51'36.287
10	<b>12.244</b>	32.262	28.417	20.223	1'33.146	246,0	15:53'16.035	10	12.382	32.051	28.282	20.169	1'32.884	244,9	15:53'09.171
11	12.286	31.901	28.563	20.256	1'33.006	246,0	15:54'49.041	11	12.241	31.859	28.263	20.160	1'32.523	245,5	15:54'41.694
12	12.310	31.945	28.586	20.356	1'33.197	<b>246,6</b>	15:56'22.238	12	12.260	31.937	28.452	20.152	1'32.801	245,5	15:56'14.495
13	12.793	32.354	28.677	20.268	1'34.092	244,9	15:57'56.330	13	12.224	31.990	28.378	20.097	1'32.689	245,5	15:57'47.184
14	12.272	31.912	28.590	20.365	1'33.139	246,0	15:59'29.469	14	12.265	31.866	28.441	20.241	1'32.813	246,0	15:59'19.997
James Pull								15	<b>12.175</b>	32.014	28.426	20.191	1'32.806	245,5	16:00'52.803
15	12.323	32.324	28.647	1'42.350	2'55.644P	244,9	16:02'25.113	16	12.227	31.863	28.396	20.097	1'32.583	<b>246,6</b>	16:02'25.386
16	16.602	32.528	28.927	20.181	1'38.238P	244,9	16:04'03.351	17	12.231	31.929	28.371	20.157	1'32.688	246,0	16:03'58.074
17	12.578	31.960	28.507	20.148	1'33.193	245,5	16:05'36.544	18	12.266	31.979	28.648	20.146	1'33.039	246,0	16:05'31.113
18	12.447	31.772	28.343	20.223	1'32.785	244,9	16:07'09.329	Hans-Peter Koller							
19	12.418	31.727	28.382	20.083	<b>1'32.610</b>	246,0	16:08'41.939	19	12.301	31.966	28.478	2'11.387	3'24.132P	246,0	16:08'55.245
20	12.430	<b>31.615</b>	28.625	21.032	1'33.702	246,0	16:10'15.641	20	16.843	33.481	29.796	21.451	1'41.571P	244,9	16:10'36.816
21	30.174	1'01.702	40.440	27.134	2'39.450	148,4	16:12'55.091	21	15.462	59.646	39.647	27.631	2'22.386	113,0	16:12'59.202
22	20.081	46.052	1'06.346	21.878	2'34.357	173,1	16:15'29.448	22	20.394	45.360	1'05.853	21.988	2'33.595	120,8	16:15'32.797
23	12.661	31.986	28.950	21.059	1'34.656	243,8	16:17'04.104	23	12.979	34.878	31.781	21.276	1'40.914	237,4	16:17'13.711
24	12.757	31.945	28.895	21.284	1'34.881	243,8	16:18'38.985	24	13.987	33.409	30.265	20.701	1'38.362	244,9	16:18'52.073
Race Time 40'58.289 + 1.482Pen								25	12.756	32.671	29.858	20.850	1'36.135	245,5	16:20'28.208
5 Antonelli Motorsport (1'32.035)								26	12.797	32.888	30.171	20.952	1'36.808		16:22'05.016
Lap	Seg.1	Seg.2	Seg.3	Seg.4	Lap Time	km/h	Local Time	27	12.729	32.752	29.997	20.945	1'36.423	246,0	16:23'41.439
David Zampieri								28	12.797	32.961	29.765	20.761	1'36.284	246,0	16:25'17.723
1		32.399	28.613	20.190	1'36.983	243,2	15:39'17.679	29	12.843	33.593	29.953	20.537	1'36.926	245,5	16:26'54.649
2	12.421	32.809	29.160	20.051	1'34.441	245,5	15:40'52.120	30	12.815	32.814	30.280	20.703	1'36.612	246,0	16:28'31.261
3	12.316	31.730	28.224	20.066	1'32.336	246,0	15:42'24.456	Race Time 50'50.565							
4	12.292	31.705	<b>28.053</b>	19.985	<b>1'32.035</b>	246,0	15:43'56.491	10 Target Racing (1'33.201)							
5	12.265	31.863	28.128	20.058	1'32.314	245,5	15:45'28.805	Lap	Seg.1	Seg.2	Seg.3	Seg.4	Lap Time	km/h	Local Time
6	<b>12.195</b>	31.757	28.174	20.150	1'32.276	246,0	15:47'01.081	Victor Shaitar							
7	12.273	31.688	28.129	20.035	1'32.125	246,0	15:48'33.206	1		36.267	30.045	20.616	1'44.588	241,1	15:39'25.284
8	12.248	<b>31.653</b>	28.271	20.223	1'32.395	246,0	15:50'05.601	2	12.442	32.213	28.915	20.482	1'34.052	242,7	15:40'59.336
9	12.305	31.826	28.194	20.828	1'33.153	246,0	15:51'38.754	3	12.421	32.385	28.921	20.510	1'34.237	242,7	15:42'33.573
10	12.267	31.870	28.355	20.410	1'32.902	246,0	15:53'11.656	4	12.311	32.251	28.879	20.400	1'33.841	244,3	15:44'07.414
11	12.366	32.389	29.666	20.284	1'34.705	244,9	15:54'46.361	5	12.315	32.297	28.735	20.571	1'33.918	244,3	15:45'41.332
12	12.394	32.117	29.350	20.144	1'34.005	246,0	15:56'20.366	6	12.379	32.517	28.740	20.563	1'34.199	243,8	15:47'15.531

16/11/2018 P = Pits In/Out - C = Lap-Time Cancelled

Powered by FICR PERUGIA TIMING





## Europe PRO + PRO AM - Chronological Analysis Race 2

Autodromo Vallelunga 4.085 m

Start at 15:37'40.696

2 / 4

7	12.332	32.328	28.803	20.539	1'34.002	243,2	15:48'49.533	6	12.468	32.176	28.551	20.275	1'33.470	244,9	15:47'34.102
8	12.365	32.367	28.846	20.525	1'34.103	243,8	15:50'23.636	7	12.383	32.052	28.344	20.180	<b>1'32.959</b>	244,3	15:49'07.061
9	12.317	32.676	28.823	20.518	1'34.334	243,2	15:51'57.970	8	12.423	31.972	28.461	20.243	1'33.099	244,9	15:50'40.160
10	<b>12.302</b>	32.441	28.748	20.545	1'34.036	244,3	15:53'32.006	9	12.348	32.056	28.519	20.367	1'33.290	245,5	15:52'13.450
11	12.361	32.548	28.833	20.453	1'34.195	243,2	15:55'06.201	10	12.397	32.043	28.547	20.352	1'33.339	244,3	15:53'46.789
12	12.392	32.488	28.986	20.559	1'34.425	243,8	15:56'40.626	11	12.480	32.108	28.473	20.470	1'33.531	244,3	15:55'20.320
Timur Boguslavskiy															
13	12.452	32.362	29.031	1'44.952	2'58.797P	243,8	15:59'39.423	13	12.418	32.968	28.591	20.442	1'34.419	244,9	15:58'28.383
14	16.480	32.599	28.735	20.455	1'38.269P	243,2	16:01'17.692	14	12.318	32.688	28.544	20.369	1'33.919	245,5	16:00'02.302
15	12.502	32.174	<b>28.343</b>	20.339	1'33.358	244,3	16:02'51.050	15	12.381	32.109	28.613	20.344	1'33.447	245,5	16:01'35.749
16	12.412	<b>32.037</b>	28.563	20.367	1'33.379	243,2	16:04'24.429	16	12.355	31.996	28.537	20.466	1'33.354	244,9	16:03'09.103
17	12.634	32.455	28.355	20.589	1'34.033	243,2	16:05'58.462	17	12.323	31.979	28.518	20.332	1'33.152	245,5	16:04'42.255
18	12.394	32.094	28.450	20.440	1'33.378	244,3	16:07'31.840	Frederik Schandorff							
19	12.403	32.084	28.479	20.339	1'33.305	244,9	16:09'05.145	18	<b>12.270</b>	31.945	28.509	1'42.425	2'55.149P	245,5	16:07'37.404
20	12.404	32.073	30.101	22.355	1'36.933	245,5	16:10'42.078	19	16.548	32.604	29.155	20.432	1'38.739P	244,3	16:09'16.143
21	13.736	57.343	38.976	28.047	2'18.102	115,6	16:13'00.180	20	12.498	31.942	28.828	20.939	1'34.207	246,0	16:10'50.350
22	20.170	45.568	1'05.293	21.870	2'32.901	107,1	16:15'33.081	21	12.815	54.715	38.807	28.205	2'14.542	156,3	16:13'04.892
23	12.833	33.944	29.123	20.576	1'36.476	235,8	16:17'09.557	22	18.295	46.062	1'04.375	21.001	2'29.733	126,5	16:15'34.625
24	12.941	32.482	28.516	20.579	1'34.518	243,8	16:18'44.075	23	12.916	33.459	29.796	20.588	1'36.759	241,6	16:17'11.384
25	12.354	32.643	28.437	20.359	1'33.793	243,2	16:20'17.868	24	12.607	32.515	29.064	20.775	1'34.961	244,3	16:18'46.345
26	12.322	32.086	28.656	20.497	1'33.561	244,9	16:21'51.429	25	12.680	32.087	28.543	20.225	1'33.535	244,9	16:20'19.880
27	12.372	32.222	28.581	20.566	1'33.741	244,9	16:23'25.170	26	12.431	31.981	28.514	20.318	1'33.244	245,5	16:21'53.124
28	12.426	32.477	28.589	20.481	1'33.973	243,8	16:24'59.143	27	12.408	31.986	28.643	20.160	1'33.197	<b>246,6</b>	16:23'26.321
29	12.396	32.206	28.479	20.409	1'33.490	244,9	16:26'32.633	28	12.426	32.149	28.796	20.387	1'33.758	244,3	16:25'00.079
30	12.332	32.103	28.415	20.351	<b>1'33.201</b>	<b>246,0</b>	16:28'05.834	29	12.393	32.246	28.753	20.392	1'33.784	245,5	16:26'33.863
Race Time 50'25.138 + 5.000Pen															
Race Time 50'26.798 + 1.917Pen															

### 12 Target Racing (1'32.984)

Lap	Seg.1	Seg.2	Seg.3	Seg.4	Lap Time	km/h	Local Time
Dennis Lind							
1		33.206	29.033	20.303	1'39.390	241,6	15:39'20.086
2	12.604	32.181	28.686	20.291	1'33.762	244,3	15:40'53.848
3	12.275	32.062	28.384	20.328	1'33.049	244,3	15:42'26.897
4	12.373	<b>31.974</b>	28.387	20.257	1'32.991	244,3	15:43'59.888
5	12.332	32.044	28.392	20.457	1'33.225	244,3	15:45'33.113
6	12.398	32.151	28.341	20.334	1'33.224	245,5	15:47'06.337
7	12.253	32.241	28.330	20.240	1'33.064	245,5	15:48'39.401
8	12.336	32.041	28.376	20.409	1'33.162	244,9	15:50'12.563
9	12.254	32.086	28.371	20.445	1'33.156	243,8	15:51'45.719
10	12.314	32.324	<b>28.305</b>	20.228	1'33.171	244,9	15:53'18.890
11	<b>12.206</b>	32.202	28.451	20.398	1'33.257	244,9	15:54'52.147
12	12.282	32.022	28.369	20.311	<b>1'32.984</b>	245,5	15:56'25.131
13	12.269	32.073	28.574	20.287	1'33.203	<b>246,0</b>	15:57'58.334
14	12.240	32.221	28.431	20.329	1'33.221	<b>246,0</b>	15:59'31.555
15	12.299	32.098	28.410	20.332	1'33.139	245,5	16:01'04.694
16	12.258	32.111	28.564	20.324	1'33.257	245,5	16:02'37.951
17	12.229	32.232	28.436	20.336	1'33.233	<b>246,0</b>	16:04'11.184
Simon Larsson							
18	12.289	32.297	28.654	1'44.691	2'57.931P	244,9	16:07'09.115
19	17.974	33.950	29.719	21.361	1'43.004P	243,2	16:08'52.119
20	13.394	32.999	29.712	21.828	1'37.933	242,7	16:10'30.052
21	18.258	1'02.621	39.605	27.448	2'27.932	130,6	16:12'57.984
22	19.904	46.143	1'05.907	22.363	2'34.317	133,0	16:15'32.301
23	13.244	33.346	29.535	20.854	1'36.979	244,3	16:17'09.280
24	13.093	33.785	29.157	20.705	1'36.740	244,3	16:18'46.020
25	13.208	32.770	30.610	20.714	1'37.302	245,5	16:20'23.322
Race Time 42'42.626							

### 26 Leipert Motorsport (1'32.959)

Lap	Seg.1	Seg.2	Seg.3	Seg.4	Lap Time	km/h	Local Time
Niels Lagrange							
1		1'00.622	28.910	20.601	2'07.100	235,3	15:39'47.796
2	12.587	<b>31.885</b>	28.420	20.150	1'33.042	244,3	15:41'20.838
3	12.502	32.069	28.360	20.181	1'33.112	244,3	15:42'53.950
4	12.480	32.256	<b>28.330</b>	20.240	1'33.306	245,5	15:44'27.256
5	12.471	32.123	28.633	20.149	1'33.376	244,3	15:46'00.632

### 33 Iron Lynx (1'32.762)

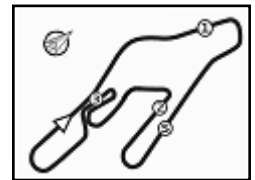
Lap	Seg.1	Seg.2	Seg.3	Seg.4	Lap Time	km/h	Local Time
26	12.641	32.280	28.586	20.449	1'33.956	244,3	16:21'55.860
27	12.593	32.213	28.561	20.397	1'33.764	243,8	16:23'29.624
28	12.498	32.531	<b>28.453</b>	20.464	1'33.946	244,3	16:25'03.570
29	12.608	32.190	28.604	20.441	1'33.843	244,3	16:26'37.413
30	12.647	31.998	28.466	20.446	1'33.557	<b>244,9</b>	16:28'10.970
Race Time 50'30.274							

16/11/2018

P = Pits In/Out - C = Lap-Time Cancelled

Powered by FICR PERUGIA TIMING





## Europe PRO + PRO AM - Chronological Analysis Race 2

Autodromo Vallelunga 4.085 m

Start at 15:37'40.696

3 / 4

Lap	Seg.1	Seg.2	Seg.3	Seg.4	Lap Time	km/h	Local Time
Stefano Colombo							
1	33.124	29.009	20.442	1'39.237	238,9	15:39'19.933	7 12.651 32.589 29.052 20.722 1'35.014 243,8 15:48'57.338
2	12.482 32.120	28.485	20.350	1'33.437	242,2	15:40'53.370	8 12.540 32.562 28.778 20.735 1'34.615 242,7 15:50'31.953
3	12.351 32.030	28.349	20.313	1'33.043	242,2	15:42'26.413	9 12.636 32.412 28.958 20.775 1'34.781 244,3 15:52'06.734
4	12.301 32.047	28.243	20.312	1'32.903	242,2	15:43'59.316	10 12.568 32.646 29.086 20.792 1'35.092 243,2 15:53'41.826
5	12.367 32.096	<b>28.172</b>	20.269	1'32.904	242,7	15:45'32.220	11 12.567 32.558 29.422 20.917 1'35.464 243,8 15:55'17.290
6	12.376 32.015	28.334	20.197	1'32.922	<b>243,2</b>	15:47'05.142	12 12.674 32.760 29.330 20.769 1'35.533 243,8 15:56'52.823
Sergej Afanasiev							
7	<b>12.242</b> 32.250	28.263	20.234	1'32.989	242,7	15:48'38.131	13 12.599 32.729 29.025 1'42.259 2'56.612P 243,8 15:59'49.435
8	12.302 32.054	28.391	20.230	1'32.977	242,7	15:50'11.108	14 16.435 32.283 28.797 20.469 1'37.984P 245,5 16:01'27.419
9	12.284 <b>31.898</b>	28.216	20.364	<b>1'32.762</b>	242,7	15:51'43.870	15 12.464 32.226 28.435 20.321 1'33.446 246,0 16:03'00.865
10	12.320 32.128	28.265	20.380	1'33.093	242,7	15:53'16.963	16 12.750 32.331 28.505 20.134 1'33.720 245,5 16:04'34.585
11	12.334 32.079	28.229	20.388	1'33.030	<b>243,2</b>	15:54'49.993	17 12.404 32.013 28.438 20.146 1'33.001 244,3 16:06'07.586
12	12.365 32.132	28.317	20.313	1'33.127	242,7	15:56'23.120	18 12.354 <b>31.951</b> 28.495 20.126 <b>1'32.926</b> 246,0 16:07'40.512
13	12.353 32.362	28.571	20.506	1'33.792	242,7	15:57'56.912	19 12.417 32.285 28.481 20.232 1'33.415 246,0 16:09'13.927
14	12.440 32.156	28.409	20.334	1'33.339	<b>243,2</b>	15:59'30.251	20 <b>12.340</b> 32.137 29.238 21.257 1'34.972 246,6 16:10'48.899
15	12.372 32.033	28.411	20.492	1'33.308	<b>243,2</b>	16:01'03.559	21 13.329 54.561 39.312 27.873 2'15.075 154,7 16:13'03.974
16	12.334 32.137	28.386	20.310	1'33.167	242,7	16:02'36.726	22 18.551 45.692 1'05.007 20.986 2'30.236 136,4 16:15'34.210
17	12.293 31.949	28.293	20.264	1'32.799	<b>243,2</b>	16:04'09.525	23 12.903 32.986 29.413 20.353 1'35.655 <b>247,7</b> 16:17'09.865
Francesca Linossi							
18	12.287 31.975	33.316	1'47.026	3'04.604P	<b>243,2</b>	16:07'14.129	24 12.804 32.794 28.615 20.374 1'34.587 243,2 16:18'44.452
Race Time 29'33.433							

### 34 Iron Lynx (1'32.753)

Lap	Seg.1	Seg.2	Seg.3	Seg.4	Lap Time	km/h	Local Time
Lorenzo Bontempelli							
1		1'16.832	45.440	1'58.201	4'17.707P	235,8	15:41'58.403
2	17.928	34.673	30.207	20.632	1'43.440P	235,8	15:43'41.843
3	13.032	32.684	28.918	20.513	1'35.147	241,6	15:45'16.990
4	12.814	32.473	28.653	20.533	1'34.473	242,7	15:46'51.463
5	12.919	32.465	28.824	20.622	1'34.830	243,8	15:48'26.293
6	12.851	32.462	28.916	20.636	1'34.865	243,8	15:50'01.158
7	12.710	32.274	28.848	20.681	1'34.513	242,7	15:51'35.671
8	12.701	33.132	28.875	20.437	1'35.145	242,2	15:53'10.816
9	12.691	33.205	30.077	20.549	1'36.522	243,8	15:54'47.338
10	12.654	32.355	28.957	20.705	1'34.671	243,2	15:56'22.009

Lap	Seg.1	Seg.2	Seg.3	Seg.4	Lap Time	km/h	Local Time
Emanuele Zonzini							
11	12.590	33.861	29.929	1'43.980	3'00.360P	243,8	15:59'22.369
12	15.363	32.002	28.883	20.323	1'36.571P	243,2	16:00'58.940
13	12.506	31.882	28.767	20.122	1'33.277	244,9	16:02'32.217
14	12.484	31.895	28.781	20.208	1'33.368	244,9	16:04'05.585
15	12.477	31.971	28.413	20.249	1'33.110	244,9	16:05'38.695
16	12.375	31.972	<b>28.319</b>	20.229	1'32.895	244,9	16:07'11.590
17	12.407	32.044	28.754	20.191	1'33.396	245,5	16:08'44.986
18	12.378	31.904	28.512	20.421	1'33.215	245,5	16:10'18.201
19	29.162	1'02.275	40.331	27.206	2'38.974	134,2	16:12'57.175
20	19.982	46.019	1'05.692	21.747	2'33.440	127,7	16:15'30.615
21	13.081	32.134	28.588	20.297	1'34.100	244,3	16:17'04.715
22	12.647	32.101	28.580	20.611	1'33.939	244,9	16:18'38.654
23	12.513	31.963	28.351	20.236	1'33.063	244,9	16:20'11.717
24	<b>12.353</b>	31.951	28.411	20.203	1'32.918	244,9	16:21'44.635
25	12.439	31.997	28.869	20.384	1'33.689	245,5	16:23'18.324
26	12.429	32.093	29.241	20.294	1'34.057	245,5	16:24'52.381
27	12.527	31.876	28.428	20.107	1'32.938	245,5	16:26'25.319
28	12.362	31.818	28.338	20.235	<b>1'32.753</b>	245,5	16:27'58.072
29	12.419	<b>31.691</b>	28.603	20.317	1'33.030	<b>246,0</b>	16:29'31.102
Race Time 51'50.406							

### 39 ArtLine Team Georgia (1'32.926)

Lap	Seg.1	Seg.2	Seg.3	Seg.4	Lap Time	km/h	Local Time
Shota Abkhazava							
1		36.129	30.189	20.933	1'45.311	238,4	15:39'26.007
2	12.584	32.413	30.063	21.076	1'36.136	242,7	15:41'02.143
3	12.756	32.412	29.159	20.887	1'35.214	243,2	15:42'37.357
4	12.607	32.489	29.422	20.950	1'35.468	243,2	15:44'12.825
5	12.601	32.819	28.877	20.527	1'34.824	243,2	15:45'47.649
6	12.692	32.534	28.784	20.665	1'34.675	243,8	15:47'22.324

### 44 Imperiale Racing (1'33.054)

Lap	Seg.1	Seg.2	Seg.3	Seg.4	Lap Time	km/h	Local Time
Karol Basz							
1		33.813	29.149	20.367	1'40.011	240,0	15:39'20.707
2	12.514	32.143	28.624	20.453	1'33.734	243,2	15:40'54.441
3	12.517	32.238	<b>28.227</b>	20.411	1'33.393	244,3	15:42'27.834
4	<b>12.400</b>	32.104	28.356	20.281	1'33.141	244,9	15:44'00.975
5	12.469	32.023	28.307	20.255	<b>1'33.054</b>	244,3	15:45'34.029
6	12.457	32.081	28.250	20.314	1'33.102	244,9	15:47'07.131
7	12.551	<b>32.012</b>	28.391	20.327	1'33.281	<b>245,5</b>	15:48'40.412
8	12.525	32.091	28.377	20.303	1'33.296	<b>245,5</b>	15:50'13.708
Race Time 12'33.012							

### 46 VS Racing (1'33.735)

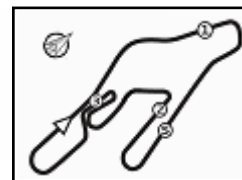
Lap	Seg.1	Seg.2	Seg.3	Seg.4	Lap Time	km/h	Local Time
August MacBeth							
1		35.220	29.601	20.538	1'42.987	240,5	15:39'23.683
2	12.435	32.386	28.953	20.786	1'34.560	244,3	15:40'58.243
3	12.470	32.568	28.672	20.341	1'34.051	244,3	15:42'32.294
4	12.402	32.545	28.904	20.471	1'34.322	245,5	15:44'06.616
5	12.346	32.326	28.950	20.587	1'34.209	244,9	15:45'40.825
6	12.390	32.448	<b>28.654</b>	20.452	1'33.944	245,5	15:47'14.769
7	12.341	32.467	28.905	20.591	1'34.304	244,9	15:48'49.073
8	12.314	32.310	28.708	20.556	1'33.888	246,0	15:50'22.961
9	12.485	32.648	28.672	20.628	1'34.433	244,3	15:51'57.394
10	<b>12.262</b>	32.645	28.714	20.677	1'34.298	244,9	15:53'31.692
11	12.333	32.420	28.909	20.489	1'34.151	246,0	15:55'05.843
12	12.338	32.447	28.764	20.704	1'34.253	244,9	15:56'40.096
13	12.409	32.520	28.845	20.627	1'34.401	245,5	15:58'14.497
14	12.322	32.339	28.667	20.407	<b>1'33.735</b>	245,5	15:59'48.232
15	12.411	32.511	28.679	20.372	1'33.973	246,6	16:01'22.205
Takashi Kasai							
16	12.274	32.378	28.674	1'44.888	2'58.214P	246,0	16:04'20.419
17	16.460	34.342	29.085	20.717	1'40.604P	243,2	16:06'01.023
18	12.856	33.246	29.106	20.599	1'35.807	245,5	16:07'36.830
19	12.646	32.989	28.960	20.544	1'35.139	246,6	16:09'11.969
20	12.468	<b>32.279</b>	29.041	21.204	1'34.992	247,1	16:10'46.961
21	12.978	54.653	39.628	27.338	2'14.597	139,2	16:13'01.558
22	19.554	45.482	1'05.838	21.193	2'32.067	140,3	16:15'33.625

16/11/2018

P = Pits In/Out - C = Lap-Time Cancelled

Powered by FICR PERUGIA TIMING





Autodromo Vallelunga 4.085 m

## Europe PRO + PRO AM - Chronological Analysis Race 2

Start at 15:37'40.696

4 / 4

23	12.683	33.762	31.180	20.764	1'38.389	244,3	16:17'12.014	22	18.512	45.959	1'03.416	20.643	2'28.530	135,0	16:15'35.554	
24	12.610	32.778	29.200	20.693	1'35.281	246,0	16:18'47.295	23	12.697	33.334	32.488	21.776	1'40.295	243,2	16:17'15.849	
25	12.681	32.663	29.310	20.485	1'35.139	246,6	16:20'22.434	24	12.685	33.078	29.008	20.293	1'35.064	243,8	16:18'50.913	
26	12.573	32.484	28.860	20.518	1'34.435	247,1	16:21'56.869	25	12.427	32.059	28.422	20.460	1'33.368	246,0	16:20'24.281	
27	12.635	32.445	29.034	20.420	1'34.534	247,1	16:23'31.403	26	12.633	32.806	29.661	20.253	1'35.353	244,9	16:21'59.634	
28	12.406	32.349	28.745	21.088	1'34.588	247,1	16:25'05.991	27	<b>12.307</b>	31.865	28.279	20.278	1'32.729	246,6	16:23'32.363	
29	12.543	32.417	28.968	20.445	1'34.373	<b>248,3</b>	16:26'40.364	28	12.319	32.012	28.361	20.296	1'32.988	246,6	16:25'05.351	
30	12.716	32.763	29.229	20.760	1'35.468	247,1	16:28'15.832	29	12.314	<b>31.853</b>	28.228	20.275	1'32.670	<b>247,1</b>	16:26'38.021	
															Race Time 50'35.136	
																Race Time 50'34.653

### 53 Imperiale Racing (1'34.181)

Lap	Seg.1	Seg.2	Seg.3	Seg.4	Lap Time	km/h	Local Time
Massimo Mantovani							
1		36.245	30.050	20.947	1'46.030	239,5	15:39'26.726
2	13.079	32.615	29.363	20.889	1'35.946	243,8	15:41'02.672
3	12.899	32.982	30.306	20.723	1'36.910	243,2	15:42'39.582
4	12.755	32.493	29.017	20.625	1'34.890	244,3	15:44'14.472
5	12.773	32.559	28.984	20.610	1'34.926	244,9	15:45'49.398
6	12.832	32.494	28.950	20.491	1'34.767	244,3	15:47'24.165
7	12.858	32.588	28.830	20.663	1'34.939	244,3	15:48'59.104
8	12.706	32.562	28.842	20.449	1'34.559	244,9	15:50'33.663
9	12.715	32.503	28.860	20.552	1'34.630	244,9	15:52'08.293
10	12.782	32.405	28.695	20.676	1'34.558	244,3	15:53'42.851
11	12.770	32.464	28.935	20.744	1'34.913	245,5	15:55'17.764
12	12.784	32.549	29.389	20.790	1'35.512	243,8	15:56'53.276
13	12.814	33.666	29.027	20.573	1'36.080	244,3	15:58'29.356
14	12.712	32.609	<b>28.683</b>	20.487	1'34.491	244,9	16:00'03.847
15	12.645	32.390	28.704	20.467	1'34.206	244,9	16:01'38.053
16	<b>12.584</b>	32.339	28.742	20.516	<b>1'34.181</b>	244,9	16:03'12.234

Davide Venditti

17	12.649	32.243	28.783	1'43.321	2'56.996P	244,9	16:06'09.230
18	16.191	32.987	29.066	20.607	1'38.851P	243,8	16:07'48.081
19	12.720	32.356	28.910	20.613	1'34.599	244,9	16:09'22.680
20	12.629	<b>32.229</b>	29.377	20.827	1'35.062	245,5	16:10'57.742
21	13.011	48.021	38.791	27.961	2'07.784	171,2	16:13'05.526
22	18.264	46.523	1'03.757	21.030	2'29.574	126,8	16:15'35.100
23	12.997	33.796	31.223	20.755	1'38.771	239,5	16:17'13.871
24	13.234	32.462	28.783	20.549	1'35.028	<b>246,0</b>	16:18'48.899
25	12.707	32.421	29.349	20.643	1'35.120		16:20'24.019

Race Time 42'43.323 + 10.000Pen

### 71 P1 Motorsport (1'32.651)

Lap	Seg.1	Seg.2	Seg.3	Seg.4	Lap Time	km/h	Local Time
JC Perez							
1		37.802	30.426	20.988	1'47.075	234,8	15:39'27.771
2	12.971	32.912	30.051	20.765	1'36.699	242,7	15:41'04.470
3	13.016	32.997	29.262	20.648	1'35.923	243,8	15:42'40.393
4	12.877	32.772	28.838	20.684	1'35.171	243,8	15:44'15.564
5	13.023	32.841	29.103	20.486	1'35.453	243,8	15:45'51.017
6	12.990	32.775	29.011	20.619	1'35.395	243,8	15:47'26.412
7	12.837	32.731	29.193	20.430	1'35.191	244,3	15:49'01.603
8	12.945	33.013	28.987	20.608	1'35.553	243,8	15:50'37.156
9	12.859	32.952	29.161	21.293	1'36.265	243,8	15:52'13.421
10	13.618	32.953	29.351	20.651	1'36.573	243,8	15:53'49.994
11	12.828	32.879	29.200	20.628	1'35.535	243,8	15:55'25.529
12	12.899	33.004	28.996	20.595	1'35.494	243,8	15:57'01.023

Loris Spinelli

13	12.773	32.824	29.425	1'47.273	3'02.295P	244,3	16:00'03.318
14	15.780	32.559	28.763	20.441	1'37.543P	243,8	16:01'40.861
15	12.485	32.056	28.555	20.332	1'33.428	246,0	16:03'14.289
16	12.447	32.083	28.374	20.286	1'33.190	245,5	16:04'47.479
17	12.371	31.929	<b>28.118</b>	20.233	<b>1'32.651</b>	245,5	16:06'20.130
18	12.399	31.863	28.385	20.307	1'32.954	<b>247,1</b>	16:07'53.084
19	12.320	32.049	28.352	20.211	1'32.932	246,0	16:09'26.016
20	12.319	31.886	28.406	20.469	1'33.080		16:10'59.096
21	13.756	47.125	39.138	27.909	2'07.928	138,5	16:13'07.024

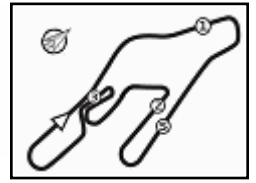
16/11/2018

P = Pits In/Out - C = Lap-Time Cancelled

Powered by FICR PERUGIA TIMING



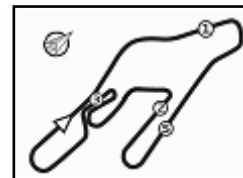




Autodromo Vallelunga 4.085 m

**Europe PRO + PRO AM - Pit Times Race 2**

No.	Entrant	Driver		Race Time	Local Time	Time
2	Leipert Motorsport	M.LEIPERT	PIT IN	20'25.902	15:58'06.598	
		P.LEFTEROV	PIT OUT	21'57.243	15:59'37.939	1'31.341
3	Bonaldi Motorsport	K.SNOEKS	PIT IN	23'13.911	16:00'54.607	
		J.PULL	PIT OUT	24'44.417	16:02'25.113	1'30.506
5	Antonelli Motorsport	D.ZAMPIERI	PIT IN	21'38.464	15:59'19.160	
		G.ALTOË	PIT OUT	23'11.903	16:00'52.599	1'33.439
			PIT IN	47'06.079	16:24'46.775	
			PIT OUT	48'11.495	16:25'52.191	1'05.416
8	VS Racing	E.LIBERATI	PIT IN	29'14.796	16:06'55.492	
		H.KOLLER	PIT OUT	31'14.549	16:08'55.245	1'59.753
10	Target Racing	V.SHAITAR	PIT IN	20'26.349	15:58'07.045	
		T.BOGUSLAVSKIY	PIT OUT	21'58.727	15:59'39.423	1'32.378
12	Target Racing	D.LIND	PIT IN	27'56.891	16:05'37.587	
		S.LARSSON	PIT OUT	29'28.419	16:07'09.115	1'31.528
			PIT IN	44'39.350	16:22'20.046	
26	Leipert Motorsport	N.LAGRANGE	PIT IN	28'26.347	16:06'07.043	
		F.SCHANDORFF	PIT OUT	29'56.708	16:07'37.404	1'30.361
29	Konrad Motorsport	F.VETTEL	PIT IN	23'37.195	16:01'17.891	
		A.JEFFRIES	PIT OUT	25'08.944	16:02'49.640	1'31.749
33	Iron Lynx	S.COLOMBO	PIT IN	28'00.621	16:05'41.317	
		F.LINOSSI	PIT OUT	29'33.433	16:07'14.129	1'32.812
			PIT IN	32'23.541	16:10'04.237	
34	Iron Lynx	L.BONTEMPELLI	PIT IN	2'42.833	15:40'23.529	
			PIT OUT	4'17.707	15:41'58.403	1'34.874
			PIT IN	20'10.215	15:57'50.911	
		E.ZONZINI	PIT OUT	21'41.673	15:59'22.369	1'31.458
39	ArtLine Team Georgia	S.ABKHAZAVA	PIT IN	20'38.514	15:58'19.210	
		S.AFANASIEV	PIT OUT	22'08.739	15:59'49.435	1'30.225
44	Imperiale Racing	K.BASZ	PIT IN	15'31.097	15:53'11.793	
46	VS Racing	A.MACBETH	PIT IN	25'07.042	16:02'47.738	
		T.KASAI	PIT OUT	26'39.723	16:04'20.419	1'32.681
53	Imperiale Racing	M.MANTOVANI	PIT IN	26'57.066	16:04'37.762	
		D.VENDITTI	PIT OUT	28'28.534	16:06'09.230	1'31.468
			PIT IN	45'00.212	16:22'40.908	
71	P1 Motorsport	J.PEREZ	PIT IN	20'48.891	15:58'29.587	
		L.SPINELLI	PIT OUT	22'22.622	16:00'03.318	1'33.731
6	VS Racing	Felipe Ortiz				
72	Antonelli Motorsport	Kikko Galbiati				



Autodromo Vallelunga 4.085 m

## Europe PRO + PRO AM - Sectors and Speed Race 2

### RESULTS

1	39	ARTLINE TEAM GEORGIA	Lamborghini Super Trofeo	Laps 30
2	26	LEIPERT MOTORSPORT	Lamborghini Super Trofeo	0.554
3	10	TARGET RACING	Lamborghini Super Trofeo	1.977
4	29	KONRAD MOTORSPORT	Lamborghini Super Trofeo	2.113
5	71	P1 MOTORSPORT	Lamborghini Super Trofeo	6.492
6	46	VS RACING	Lamborghini Super Trofeo	6.975
7	8	VS RACING	Lamborghini Super Trofeo	22.404
8	5	ANTONELLI MOTORSPORT	Lamborghini Super Trofeo	55.524
9	34	IRON LYNX	Lamborghini Super Trofeo	1 Lap
10	12	TARGET RACING	Lamborghini Super Trofeo	5 Laps
11	53	IMPERIALE RACING	Lamborghini Super Trofeo	5 Laps
12	3	BONALDI MOTORSPORT	Lamborghini Super Trofeo	6 Laps
RET	33	IRON LYNX	Lamborghini Super Trofeo	12 Laps
RET	2	LEIPERT MOTORSPORT	Lamborghini Super Trofeo	15 Laps
RET	44	IMPERIALE RACING	Lamborghini Super Trofeo	22 Laps
RET	72	ANTONELLI MOTORSPORT	Lamborghini Super Trofeo	
NS	6	VS RACING	Lamborghini Super Trofeo	

### SPEED

1	46	VS RACING	Lamborghini Super Trofeo	248,3
2	39	ARTLINE TEAM GEORGIA	Lamborghini Super Trofeo	247,7
3	5	ANTONELLI MOTORSPORT	Lamborghini Super Trofeo	247,7
4	71	P1 MOTORSPORT	Lamborghini Super Trofeo	247,1
5	26	LEIPERT MOTORSPORT	Lamborghini Super Trofeo	246,6
6	8	VS RACING	Lamborghini Super Trofeo	246,6
7	3	BONALDI MOTORSPORT	Lamborghini Super Trofeo	246,6
8	34	IRON LYNX	Lamborghini Super Trofeo	246,0
9	10	TARGET RACING	Lamborghini Super Trofeo	246,0
10	53	IMPERIALE RACING	Lamborghini Super Trofeo	246,0
11	12	TARGET RACING	Lamborghini Super Trofeo	246,0
12	44	IMPERIALE RACING	Lamborghini Super Trofeo	245,5
13	29	KONRAD MOTORSPORT	Lamborghini Super Trofeo	244,9
14	2	LEIPERT MOTORSPORT	Lamborghini Super Trofeo	244,3
15	33	IRON LYNX	Lamborghini Super Trofeo	243,2

### SEG. 1

1	8	VS RACING	12.175
2	5	ANTONELLI MOTORSP	12.195
3	12	TARGET RACING	12.206
4	33	IRON LYNX	12.242
5	3	BONALDI MOTORSPOR	12.244
6	46	VS RACING	12.262
7	26	LEIPERT MOTORSPOR	12.270
8	10	TARGET RACING	12.302
9	71	P1 MOTORSPORT	12.307
10	39	ARTLINE TEAM GEORG	12.340
11	2	LEIPERT MOTORSPOR	12.344
12	34	IRON LYNX	12.353
13	29	KONRAD MOTORSPOR	12.394
14	44	IMPERIALE RACING	12.400
15	53	IMPERIALE RACING	12.584

### SEG. 2

1	3	BONALDI MOTORSPOR	31.615
2	5	ANTONELLI MOTORSP	31.653
3	34	IRON LYNX	31.691
4	8	VS RACING	31.693
5	71	P1 MOTORSPORT	31.853
6	26	LEIPERT MOTORSPOR	31.885
7	33	IRON LYNX	31.898
8	2	LEIPERT MOTORSPOR	31.940
9	39	ARTLINE TEAM GEORG	31.951
10	29	KONRAD MOTORSPOR	31.972
11	12	TARGET RACING	31.974
12	44	IMPERIALE RACING	32.012
13	10	TARGET RACING	32.037
14	53	IMPERIALE RACING	32.229
15	46	VS RACING	32.279

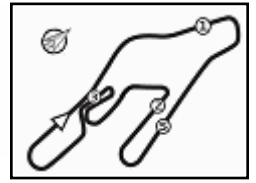
### SEG. 3

1	5	ANTONELLI MOTORSP	28.053
2	71	P1 MOTORSPORT	28.118
3	3	BONALDI MOTORSPOR	28.120
4	8	VS RACING	28.148
5	33	IRON LYNX	28.172
6	44	IMPERIALE RACING	28.227
7	12	TARGET RACING	28.305
8	34	IRON LYNX	28.319
9	26	LEIPERT MOTORSPOR	28.330
10	10	TARGET RACING	28.343
11	2	LEIPERT MOTORSPOR	28.347
12	39	ARTLINE TEAM GEORG	28.383
13	29	KONRAD MOTORSPOR	28.453
14	46	VS RACING	28.654
15	53	IMPERIALE RACING	28.683

### SEG. 4

1	8	VS RACING	19.941
2	5	ANTONELLI MOTORSP	19.985
3	3	BONALDI MOTORSPOR	20.075
4	34	IRON LYNX	20.107
5	39	ARTLINE TEAM GEORG	20.126
6	26	LEIPERT MOTORSPOR	20.149
7	33	IRON LYNX	20.197
8	2	LEIPERT MOTORSPOR	20.209
9	71	P1 MOTORSPORT	20.211
10	12	TARGET RACING	20.228
11	44	IMPERIALE RACING	20.255
12	10	TARGET RACING	20.339
13	46	VS RACING	20.341
14	29	KONRAD MOTORSPOR	20.397
15	53	IMPERIALE RACING	20.449



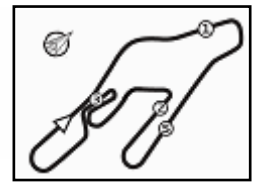


Autodromo Vallelunga 4.085 m

**Europe PRO + PRO AM - Lap Chart Race 2**

		Lap																														
		1	2	3	4	5	6	7	8	9	10	11	12	13	14	15	16	17	18	19	20	21	22	23	24	25	26	27	28	29	30	
1	8	8	8	8	8	8	8	8	8	8	8	8	8	8	8	8	8	8	8	3	3	3	3	5	5	5	5	5	10	10	10	
2	5	5	5	5	5	5	5	5	5	5	5	5	5	5	3	33	33	33	12	5	5	5	5	3	3	10	10	10	39	39	39	
3	3	3	3	3	3	3	3	3	3	3	3	3	3	3	33	12	12	12	3	12	12	12	12	10	39	39	39	26	26	26		
4	33	33	33	33	33	33	33	33	33	33	33	33	33	33	12	46	26	26	5	8	8	8	8	10	39	26	26	26	29	29	29	
5	12	12	12	12	12	12	12	12	12	12	12	12	12	12	46	26	53	3	33	10	10	10	10	39	12	29	29	29	71	71	71	
6	44	44	44	44	44	44	44	44	44	2	2	2	2	2	46	29	53	3	5	10	46	29	29	29	26	29	12	71	71	8	8	8
7	2	2	2	2	2	2	2	2	2	46	46	46	46	29	26	3	5	10	46	29	29	29	29	26	29	12	71	71	8	8	8	
8	46	46	46	46	46	46	46	46	10	10	10	10	10	26	53	5	46	46	26	39	39	39	39	46	46	53	8	8	5	5	5	
9	10	10	10	10	10	10	10	10	10	29	29	29	29	53	5	2	10	29	29	26	26	26	26	8	53	71	34	34	34	34		
10	39	39	39	29	29	29	29	29	29	39	39	39	39	2	2	29	29	39	39	53	53	53	53	53	71	8						
11	53	53	29	39	39	39	39	39	39	53	53	53	53	10	10	10	39	53	53	71	71	71	71	71	8	34						
12	71	29	53	53	53	53	53	53	71	26	26	26	39	39	39	71	71	71	34	34	34	34	34	34								
13	29	71	71	71	71	71	71	71	26	71	71	71	71	71	71	34	34	34														
14	26	26	26	26	26	26	26	26	34	34	34	34	34	34	34																	
15	34	34	34	34	34	34	34	34																								

Final Result	
1	39 ARTLINE TEAM GEORGIA 30 Laps
2	26 LEIPERT MOTORSPORT (P) 0.554
3	10 TARGET RACING (P) 1.977
4	29 KONRAD MOTORSPORT 2.113
5	71 P1 MOTORSPORT 6.492
6	46 VS RACING 6.975
7	8 VS RACING 22.404
8	5 ANTONELLI MOTORSPORT 55.524
9	34 IRON LYNX 1 Lap
10	12 TARGET RACING 5 Laps
11	53 IMPERIALE RACING (P) 5 Laps
12	3 BONALDI MOTORSPORT (P) Laps
RET	33 IRON LYNX 12 Laps
RET	2 LEIPERT MOTORSPORT 15 Laps
RET	44 IMPERIALE RACING 22 Laps
RET	72 ANTONELLI MOTORSPORT
NS	6 VS RACING

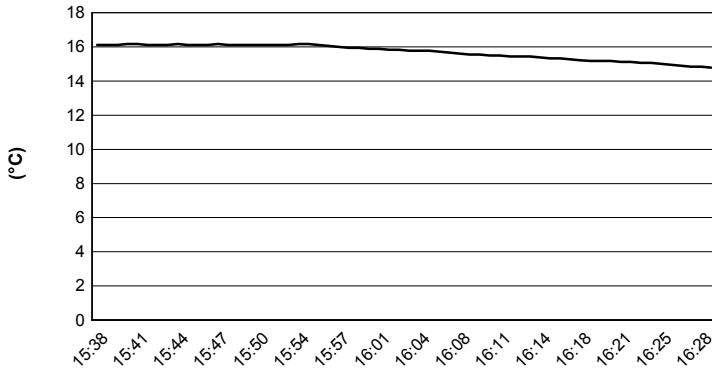


Autodromo Vallelunga 4.085 m

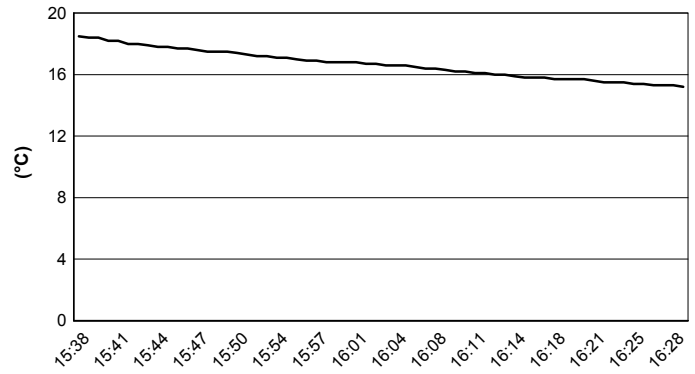
## Europe PRO + PRO AM - Weather Report Race 2

Session started 15:38 - Session ended 16:29

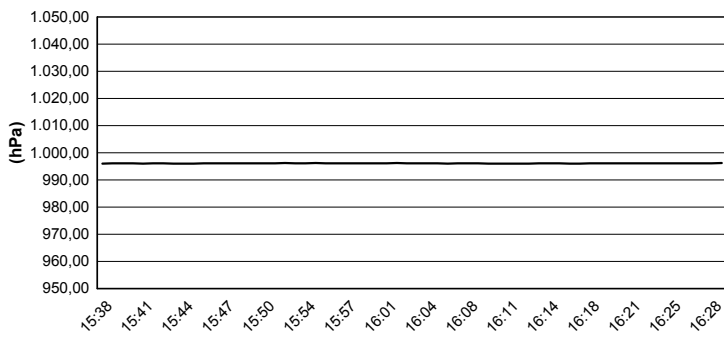
### Air Temperature



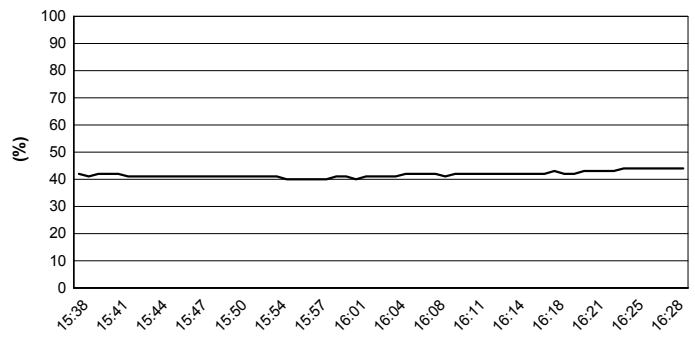
### Track Temperature



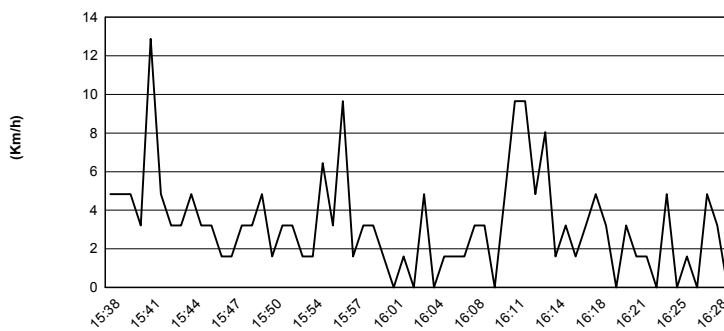
### Air Pressure



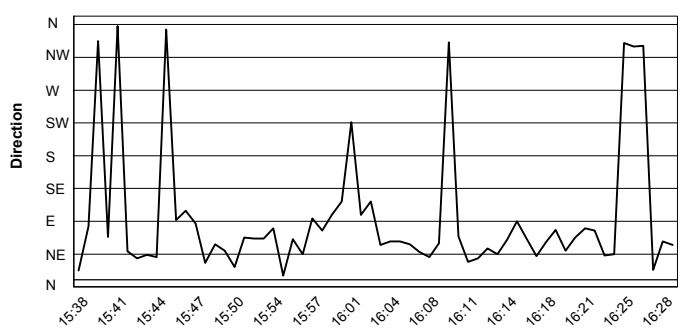
### Humidity



### Wind Speed



### Wind Direction



16/11/2018