

## Europe PRO + PRO AM - Provisional Results Race 1

Autodromo Vallelunga 4.085 m

Laps 30 = 122,550 km - Avg 146,978 km/h - Race Time 50'01.682

No.	Driver 1 Entrant	Driver 2 Team	Car	Class	Laps	Time	Gap	Rel.	Fastest Lap
1	<b>5</b> ALTOÈ Giacomo (ITA) ANTONELLI MOTORSPORT	<b>ZAMPIERI David</b> (CHE) 1'32.495 ANTONELLI MOTORSPORT	Lamborghini Super Trofeo	E-P	30	50'01.682		6	<b>1'32.060</b>
2	<b>34</b> BONTEMPELLI Lorenzo (ITA) 1'33.522 IRON LYNX	<b>ZONZINI Emanuele</b> (RSM) IRON LYNX	Lamborghini Super Trofeo	E-PA	30	50'23.611	<b>21.929</b>	<b>21.929</b>	7 1'32.826
3	<b>26</b> LAGRANGE Niels (BEL) 1'33.631 LEIPERT MOTORSPORT	<b>SCHANDORFF Frederik</b> (DNK) LEIPERT MOTORSPORT	Lamborghini Super Trofeo	E-P	30	50'25.716	<b>24.034</b>	<b>2.105</b>	7 1'32.776
4P	<b>71</b> PEREZ JC (USA) 1'33.952 P1 MOTORSPORT	<b>SPINELLI Loris</b> (ITA) P1 MOTORSPORT	Lamborghini Super Trofeo	E-PA	30	50'25.987	<b>24.305</b>	<b>0.271</b>	5 1'32.560
5	<b>33</b> LINOSSI Francesca (ITA) 1'33.563 IRON LYNX	<b>COLOMBO Stefano</b> (ITA) IRON LYNX	Lamborghini Super Trofeo	E-PA	30	50'29.154	<b>27.472</b>	<b>3.167</b>	28 1'33.203
6	<b>10</b> BOGUSLAVSKIY Timur (RUS) TARGET RACING	<b>SHAITAR Victor</b> (RUS) 1'33.803 NEFIS BY TARGET RACING	Lamborghini Super Trofeo	E-P	30	50'36.913	<b>35.231</b>	<b>7.759</b>	6 1'33.261
7	<b>29</b> JEFFRIES Axcil (ZWE) KONRAD MOTORSPORT	<b>VETTEL Fabian</b> (DEU) 1'33.759 KONRAD MOTORSPORT	Lamborghini Super Trofeo	E-P	30	50'37.626	<b>35.944</b>	<b>0.713</b>	8 1'33.191
8	<b>46</b> KASAI Takashi (ITA) 1'33.897 VS RACING	<b>MACBETH August</b> (DEU) VS RACING	Lamborghini Super Trofeo	E-PA	30	50'41.724	<b>40.042</b>	<b>4.098</b>	14 1'33.506
9P	<b>44</b> POSTIGLIONE Vito (ITA) IMPERIALE RACING	<b>BASZ Karol</b> (POL) 1'32.883 IMPERIALE RACING	Lamborghini Super Trofeo	E-P	30	50'44.305	<b>42.623</b>	<b>2.581</b>	8 1'32.880
10	<b>6</b> ORTIZ Felipe (BRA) 1'33.846 VS RACING	<b>TUJULA Tuomas</b> (FIN) VS RACING	Lamborghini Super Trofeo	E-P	30	50'44.956	<b>43.274</b>	<b>0.651</b>	7 1'33.468
11	<b>8</b> KOLLER Hans-Peter (CHE) 1'35.008 VS RACING	<b>LIBERATI Edoardo</b> (ITA) VS RACING	Lamborghini Super Trofeo	E-PA	30	50'56.058	<b>54.376</b>	<b>11.102</b>	25 1'32.380
12P	<b>39</b> ABKHAZAVA Shota (GEO) 1'34.619 ARTLINE TEAM GEORGIA	<b>AFANASIEV Sergej</b> (RUS) ARTLINE TEAM GEORGIA	Lamborghini Super Trofeo	E-PA	30	51'07.188	<b>1'05.506</b>	<b>11.130</b>	8 1'33.121
13	<b>53</b> MANTOVANI Massimo (ITA) 1'34.249 IMPERIALE RACING	<b>VENDITTI Davide</b> (ITA) IMPERIALE RACING	Lamborghini Super Trofeo	E-PA	30	51'30.764	<b>1'29.082</b>	<b>23.576</b>	8 1'33.778
----- Not Classified -----									
RET	<b>2</b> LEIPERT Marcel (DEU) 1'35.465 LEIPERT MOTORSPORT	<b>LEFTEROV Pavel</b> (BUL) LEIPERT MOTORSPORT	Lamborghini Super Trofeo	E-PA	20	34'55.656	<b>10 Laps</b>		6 1'33.240
RET	<b>72</b> GALBIATI Kikko (ITA) ANTONELLI MOTORSPORT	<b>DE NARDA Joffrey</b> (FRA) ANTONELLI MOTORSPORT	Lamborghini Super Trofeo	E-P	16	28'39.527	<b>14 Laps</b>		7 1'32.924
RET	<b>12</b> LARSSON Simon (SWE) TARGET RACING	<b>LIND Dennis</b> (DNK) TARGET RACING	Lamborghini Super Trofeo	E-PA	12	23'08.404	<b>18 Laps</b>		7 1'34.911
RET	<b>3</b> PULL James (GBR) BONALDI MOTORSPORT	<b>SNOEKS Kelvin</b> (DEU) BONALDI MOTORSPORT	Lamborghini Super Trofeo	E-P	0				

Starting: 17 Not Started: 0 Retired: 4 Not Classified: 0 Classified: 13 Excluded: 0

Fastest Lap N. 6 No. 5 David Zampieri Time 1'32.060 Avg. 159,744 Km/h

The Entrant N.71 (P1 Motorsport) has been penalized by 5 seconds (causing a collision)

The Entrant N.44 (Imperiale Racing) has been penalized by 0.417 for not respecting pit stop time

The Entrant N.39 (Art Line Team Georgia) has been penalized by 1.659 for not respecting pit stop time

Humidity:	53%	AIR	16°C
Condition:	Dry	Temp:	24°C

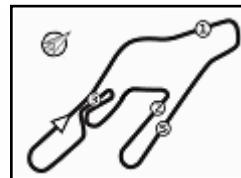
Race Director : Daniele Galbiati

Clerk of the Course : Ferrari Alessandro

16/11/2018 Start 11:38 End 12:29 The results are provisional until the end of the time limit for protests and appeals and the completion of the technical checks.

Powered by FICR PERUGIA TIMING





## Europe PRO + PRO AM - Provisional Results by Class Race 1

Autodromo Vallelunga 4.085 m

### EUROPE PRO

Laps 30 = 122,550 km - Avg 146,978 km/h - Race Time 50'01.682

No.	Driver 1 Entrant	Driver 2 Team	Car	Laps	Time	Gap	Rel.	Fastest Lap
1	<b>5</b> ALTOÈ Giacomo (ITA) ANTONELLI MOTORSPORT	<b>ZAMPIERI David (CHE) 1'32.495</b> Antonelli Motorsport	Lamborghini Super Trofeo	30	50'01.682		6	<b>1'32.060</b>
2	<b>26</b> LAGRANGE Niels (BEL) 1'33.631 LEIPERT MOTORSPORT	<b>SCHANDORFF Frederik (DNK)</b> Leipert Motorsport	Lamborghini Super Trofeo	30	50'25.716	<b>24.034</b>	<b>24.034</b>	7 1'32.776
3	<b>10</b> BOGUSLAVSKIY Timur (RUS) TARGET RACING	<b>SHAITAR Victor (RUS) 1'33.803</b> Nefis by Target Racing	Lamborghini Super Trofeo	30	50'36.913	<b>35.231</b>	<b>11.197</b>	6 1'33.261
4	<b>29</b> JEFFRIES Axcil (ZWE) KONRAD MOTORSPORT	<b>VETTEL Fabian (DEU) 1'33.759</b> Konrad Motorsport	Lamborghini Super Trofeo	30	50'37.626	<b>35.944</b>	<b>0.713</b>	8 1'33.191
5P	<b>44</b> POSTIGLIONE Vito (ITA) IMPERIALE RACING	<b>BASZ Karol (POL) 1'32.883</b> Imperiale Racing	Lamborghini Super Trofeo	30	50'44.305	<b>42.623</b>	<b>6.679</b>	8 1'32.880
6	<b>6</b> ORTIZ Felipe (BRA) 1'33.846 VS RACING	<b>TUJULA Tuomas (FIN)</b> VS Racing	Lamborghini Super Trofeo	30	50'44.956	<b>43.274</b>	<b>0.651</b>	7 1'33.468
----- Not Classified -----								
RET	<b>72</b> GALBIATI Kikko (ITA) ANTONELLI MOTORSPORT	<b>DE NARDA Joffrey (FRA)</b> Antonelli Motorsport	Lamborghini Super Trofeo	16	28'39.527	<b>14 Laps</b>		7 1'32.924
RET	<b>3</b> PULL James (GBR) BONALDI MOTORSPORT	<b>SNOEKS Kelvin (DEU)</b> Bonaldi Motorsport	Lamborghini Super Trofeo	0				

Starting: 8 Not Started: 0 Retired: 2 Not Classified: 0 Classified: 6 Excluded: 0

Fastest Lap N. 6 No. 5 David Zampieri Time 1'32.060 Avg. 159,744 Km/h

### EUROPE PRO AM

Laps 30 = 122,550 km - Avg 145,912 km/h - Race Time 50'23.611

No.	Driver 1 Entrant	Driver 2 Team	Car	Laps	Time	Gap	Rel.	Fastest Lap
1	<b>34</b> BONTEMPELLI Lorenzo (ITA) 1'33.522 IRON LYNX	<b>ZONZINI Emanuele (RSM)</b> Iron Lynx	Lamborghini Super Trofeo	30	50'23.611		7	1'32.826
2P	<b>71</b> PEREZ JC (USA) 1'33.952 P1 MOTORSPORT	<b>SPINELLI Loris (ITA)</b> P1 Motorsport	Lamborghini Super Trofeo	30	50'25.987	<b>2.376</b>	<b>2.376</b>	5 1'32.560
3	<b>33</b> LINOSSI Francesca (ITA) 1'33.563 IRON LYNX	<b>COLOMBO Stefano (ITA)</b> Iron Lynx	Lamborghini Super Trofeo	30	50'29.154	<b>5.543</b>	<b>3.167</b>	28 1'33.203
4	<b>46</b> KASAI Takashi (ITA) 1'33.897 VS RACING	<b>MACBETH August (DEU)</b> VS Racing	Lamborghini Super Trofeo	30	50'41.724	<b>18.113</b>	<b>12.570</b>	14 1'33.506
5	<b>8</b> KOLLER Hans-Peter (CHE) 1'35.008 VS RACING	<b>LIBERATI Edoardo (ITA)</b> VS Racing	Lamborghini Super Trofeo	30	50'56.058	<b>32.447</b>	<b>14.334</b>	25 <b>1'32.380</b>
6P	<b>39</b> ABKHAZAVA Shota (GEO) 1'34.619 ARTLINE TEAM GEORGIA	<b>AFANASIEV Sergej (RUS)</b> ArtLine Team Georgia	Lamborghini Super Trofeo	30	51'07.188	<b>43.577</b>	<b>11.130</b>	8 1'33.121
7	<b>53</b> MANTOVANI Massimo (ITA) 1'34.249 IMPERIALE RACING	<b>VENDITTI Davide (ITA)</b> Imperiale Racing	Lamborghini Super Trofeo	30	51'30.764	<b>1'07.153</b>	<b>23.576</b>	8 1'33.778
----- Not Classified -----								
RET	<b>2</b> LEIPERT Marcel (DEU) 1'35.465 LEIPERT MOTORSPORT	<b>LEFTEROV Pavel (BUL)</b> Leipert Motorsport	Lamborghini Super Trofeo	20	34'55.656	<b>10 Laps</b>		6 1'33.240
RET	<b>12</b> LARSSON Simon (SWE) TARGET RACING	<b>LIND Dennis (DNK)</b> Target Racing	Lamborghini Super Trofeo	12	23'08.404	<b>18 Laps</b>		7 1'34.911

Starting: 9 Not Started: 0 Retired: 2 Not Classified: 0 Classified: 7 Excluded: 0

Fastest Lap N. 25 No. 8 Edoardo Liberati Time 1'32.380 Avg. 159,190 Km/h

The Entrant N.71 (P1 Motorsport) has been penalized by 5 seconds (causing a collision)  
 The Entrant N.44 (Imperiale Racing) has been penalized by 0.417 for not respecting pit stop time  
 The Entrant N.39 (Art Line Team Georgia) has been penalized by 1.659 for not respecting pit stop time

Humidity:	53%	AIR:	16°C
Condition:	Dry	Temp:	24°C

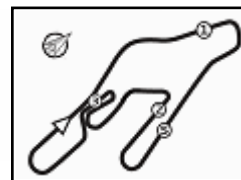
Race Director : Daniele Galbiati

Clerk of the Course : Ferrari Alessandro

16/11/2018 Start 11:38 End 12:29 The results are provisional until the end of the time limit for protests and appeals and the completion of the technical checks.

Powered by FICR PERUGIA TIMING





# Europe PRO + PRO AM - Chronological Analysis Race 1

Autodromo Vallelunga 4.085 m

Start at 11:38'11.389

1 / 5

2 Leipter Motorsport (1'33.240)							
Lap	Seg.1	Seg.2	Seg.3	Seg.4	Lap Time	km/h	Local Time
Pavel Lefterov							
1		35.084	31.010	40.446	2'03.729	241,6	11:40'15.118
2	29.039	53.825	34.765	27.140	2'24.769	103,7	11:42'39.887
3	15.605	48.411	45.139	27.157	2'16.312	168,8	11:44'56.199
4	12.935	33.165	29.301	20.578	1'35.979	242,7	11:46'32.178
5	12.547	32.274	28.376	20.433	1'33.630	<b>245,5</b>	11:48'05.025
6	12.391	32.256	<b>28.250</b>	20.343	<b>1'33.240</b>	244,3	11:49'39.048
7	12.484	32.258	28.479	20.314	1'33.535	243,8	11:51'12.583
8	<b>12.384</b>	32.287	28.520	20.317	1'33.508	243,8	11:52'46.091
9	12.444	32.239	28.387	20.505	1'33.575	244,9	11:54'19.666
10	12.438	32.198	28.459	20.920	1'34.015	244,9	11:55'53.681
11	12.518	32.541	28.459	20.393	1'33.911	244,9	11:57'27.592
12	12.437	32.200	29.117	20.922	1'34.676	244,9	11:59'02.268
13	12.549	<b>32.157</b>	28.574	20.477	1'33.757	<b>245,5</b>	12:00'36.025
14	13.157	32.526	28.377	20.351	1'34.411	243,8	12:02'10.436
15	12.480	32.187	28.515	20.263	1'33.445	<b>245,5</b>	12:03'43.881
16	12.589	32.261	28.446	20.414	1'33.710	<b>245,5</b>	12:05'17.591
Marcel Leipter							
17	12.511	32.325	28.835	1'44.326	2'57.997P	243,8	12:08'15.588
18	15.962	33.421	29.305	20.899	1'39.587P	242,2	12:09'55.175
19	13.084	33.072	29.459	20.790	1'36.405	242,7	12:11'31.580
20	12.705	32.514	29.467	20.779	1'35.465	243,2	12:13'07.045
Race Time 34'55.656							

5 Antonelli Motorsport (1'32.060)							
Lap	Seg.1	Seg.2	Seg.3	Seg.4	Lap Time	km/h	Local Time
Giacomo Altoè							
1		32.265	28.517	40.622	1'56.879	245,5	11:40'08.268
2	29.206	52.322	36.622	24.943	2'23.093	184,6	11:42'31.361
3	16.867	48.658	47.816	28.966	2'22.307	132,7	11:44'53.668
4	12.601	31.810	28.097	20.093	1'32.601	246,6	11:46'26.269
5	12.403	<b>31.710</b>	27.984	20.031	1'32.128	247,7	11:47'58.397
6	12.362	31.736	<b>27.892</b>	20.070	<b>1'32.060</b>	246,6	11:49'30.457
7	12.388	31.820	27.910	20.107	1'32.225	246,0	11:51'02.682
8	12.382	31.788	28.148	20.056	1'32.374	247,1	11:52'35.056
9	12.557	31.815	27.972	20.075	1'32.419	247,1	11:54'07.475
10	12.399	31.855	28.106	20.138	1'32.498	247,7	11:55'39.973
11	12.384	31.905	28.062	20.164	1'32.515	<b>248,3</b>	11:57'12.488
12	12.466	31.805	28.290	20.530	1'33.091	247,1	11:58'45.579
David Zampieri							
13	12.755	32.103	28.296	1'43.673	2'56.827P	247,7	12:01'42.406
14	15.803	32.327	28.445	20.162	1'36.737P	245,5	12:03'19.143
15	12.457	31.982	28.120	20.078	1'32.637	246,0	12:04'51.780
16	12.441	31.895	28.105	20.143	1'32.584	244,9	12:06'24.364
17	12.392	31.782	28.275	20.086	1'32.535	246,6	12:07'56.899
18	<b>12.325</b>	31.881	28.130	20.159	1'32.495	245,5	12:09'29.394
19	12.384	31.876	28.331	20.321	1'32.912	245,5	12:11'02.306
20	12.357	32.031	28.231	20.210	1'32.829	245,5	12:12'35.135
21	12.442	32.111	28.365	20.263	1'33.181	247,1	12:14'08.316
22	12.494	32.168	28.384	20.224	1'33.270	246,0	12:15'41.586
23	12.562	32.201	28.705	20.318	1'33.786	246,0	12:17'15.372
24	12.574	32.390	28.776	20.417	1'34.157	246,6	12:18'49.529
25	12.624	32.174	28.622	20.328	1'33.748	247,1	12:20'23.277
26	12.707	32.423	28.630	20.351	1'34.111	246,0	12:21'57.388
27	12.656	32.359	28.754	20.534	1'34.303	246,0	12:23'31.691
28	12.665	32.281	28.785	20.417	1'34.148	<b>248,3</b>	12:25'05.839
29	12.632	32.924	28.470	20.331	1'34.357	245,5	12:26'40.196
30	12.440	31.863	28.400	20.172	1'32.875	247,7	12:28'13.071
Race Time 50'01.682							

6 VS Racing (1'33.468)							
Lap	Seg.1	Seg.2	Seg.3	Seg.4	Lap Time	km/h	Local Time
Tuomas Tujala							
1		35.731	32.225	40.085	2'05.634	243,8	11:40'17.023

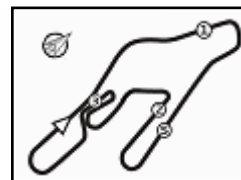
2	29.276	55.008	33.773	26.822	2'24.879	123,4	11:42'41.902
3	16.725	47.733	44.282	26.670	2'15.410	147,3	11:44'57.312
4	13.235	32.877	29.278	20.551	1'35.941	246,0	11:46'33.253
5	12.824	32.579	28.679	20.516	1'34.598	246,0	11:48'07.851
6	12.646	32.565	28.498	20.334	1'34.043	245,5	11:49'41.894
7	12.489	<b>32.113</b>	<b>28.368</b>	20.498	<b>1'33.468</b>	246,6	11:51'15.362
8	12.564	32.200	28.475	20.566	1'33.805	245,5	11:52'49.167
9	12.998	32.399	28.626	20.589	1'34.612	246,0	11:54'23.779
10	12.552	32.526	28.722	21.163	1'34.963	244,9	11:55'58.742
11	12.868	32.391	28.773	20.462	1'34.494	246,0	11:57'33.236
12	12.466	32.452	28.847	20.570	1'34.335	246,6	11:59'07.571
13	12.479	32.373	28.608	20.595	1'34.055	246,0	12:00'41.626
Felipe Ortiz							
14	13.142	32.662	28.533	1'44.812	2'59.149P	245,5	12:03'40.775
15	15.719	33.797	29.239	20.862	1'39.617P	244,9	12:05'20.392
16	12.555	32.465	28.631	20.804	1'34.455	245,5	12:06'54.847
17	12.475	32.579	29.712	20.814	1'35.580	244,9	12:08'30.427
18	12.473	32.590	28.794	20.642	1'34.499	245,5	12:10'04.926
19	12.409	32.363	28.540	20.621	1'33.933	245,5	12:11'38.859
20	12.422	32.350	28.716	20.682	1'34.170	246,0	12:13'13.029
21	12.415	32.385	28.706	20.725	1'34.231	246,6	12:14'47.260
22	12.429	32.286	28.672	20.710	1'34.097	246,0	12:16'21.357
23	12.436	32.399	29.098	20.629	1'34.562	246,6	12:17'55.919
24	12.433	32.238	28.679	20.660	1'34.010	246,6	12:19'29.929
25	12.426	32.570	29.129	20.520	1'34.645	<b>247,1</b>	12:21'04.574
26	12.478	32.243	28.691	20.567	1'33.979	246,6	12:22'38.553
27	12.427	32.255	28.661	20.503	1'33.846	246,6	12:24'12.399
28	<b>12.362</b>	32.302	28.611	20.586	1'33.861	<b>247,1</b>	12:25'46.260
29	12.379	32.293	28.703	20.557	1'33.932	246,6	12:27'20.192
30	12.415	32.570	29.918	21.250	1'36.153	<b>247,1</b>	12:28'56.345
Race Time 50'44.956							

8 VS Racing (1'32.380)							
Lap	Seg.1	Seg.2	Seg.3	Seg.4	Lap Time	km/h	Local Time
Hans-Peter Koller							
1		1'00.613	30.450	21.051	2'10.837	244,9	11:40'22.226
2	26.859	55.532	33.646	25.430	2'21.467	119,3	11:42'43.693
3	16.743	48.301	44.560	25.941	2'15.545	127,7	11:44'59.238
4	12.911	33.395	29.712	20.624	1'36.642	244,9	11:46'35.880
5	12.849	32.567	29.301	20.455	1'35.172	246,0	11:48'11.052
6	12.721	32.592	29.312	20.436	1'35.061	244,9	11:49'46.113
7	12.797	32.590	29.105	20.516	1'35.008	245,5	11:51'21.121
8	12.811	32.599	30.303	20.437	1'36.150	244,9	11:52'57.271
9	12.692	32.702	29.216	20.493	1'35.103	246,0	11:54'32.374
10	12.773	32.484	29.275	20.556	1'35.088	246,0	11:56'07.462
11	12.795	32.588	29.347	20.603	1'35.333	245,5	11:57'42.795
Edoardo Liberati							
12	12.808	32.791	29.943	1'40.098	2'55.640P	245,5	12:00'38.435
13	16.119	32.365	28.559	20.334	1'37.377P	245,5	12:02'15.812
14	12.626	32.026	28.258	20.095	1'33.005	246,6	12:03'48.817
15	12.485	31.834	28.334	20.281	1'32.934	246,6	12:05'21.751
16	12.492	32.497	29.030	20.555	1'34.574	246,0	12:06'56.325
17	12.456	31.924	28.699	20.283	1'33.362	247,1	12:08'29.687
18	12.302	31.923	28.609	20.259	1'33.093	246,6	12:10'02.780
19	12.429	32.106	28.772	20.324	1'33.631	246,6	12:11'36.411
20	12.360	31.883	28.444	20.258	1'32.945	247,1	12:13'09.356
21	12.386	32.063	28.704	20.493	1'33.646	247,1	12:14'43.002
22	12.549	32.425	28.962	43.240	1'57.176P	246,0	12:16'40.178
23	15.697	32.256	28.790	20.378	1'37.121P	246,6	12:18'17.299
24	12.350	31.704	28.287	20.124	1'32.465	<b>247,</b>	





# 6<sup>th</sup> ROUND



## Europe PRO + PRO AM - Chronological Analysis Race 1

Autodromo Vallelunga 4.085 m

3 / 5

Start at 11:38'11.389

2	29.277	54.666	34.323	26.564	2'24.830	116,0	11:42'41.034	30	12.500	32.235	28.900	20.363	1'33.998	244,9	12:28'35.000
3	16.780	47.537	44.822	26.936	2'16.075	148,6	11:44'57.109								
4	12.921	32.985	29.371	20.525	1'35.802	242,2	11:46'32.911								
<b>39 ArtLine Team Georgia (1'33.121)</b>															
5	12.783	32.399	28.876	20.413	1'34.471	<b>244,9</b>	11:48'07.382	Lap	Seg.1	Seg.2	Seg.3	Seg.4	Lap Time	km/h	Local Time
6	12.604	32.172	28.552	20.235	1'33.563	243,8	11:49'40.945								
Sergej Afanasiev															
7	12.526	32.219	28.715	20.387	1'33.847	244,3	11:51'14.792	1		35.071	30.486	39.649	2'02.213	242,2	11:40'13.602
8	12.510	<b>32.088</b>	28.787	20.304	1'33.689	243,2	11:52'48.481	2	29.185	53.858	34.502	27.641	2'25.186	103,9	11:42'38.788
9	12.613	32.197	29.342	20.520	1'34.672	243,8	11:54'23.153	3	15.666	48.053	45.599	27.713	2'17.031	129,0	11:44'55.819
10	12.786	32.329	28.886	21.317	1'35.318	242,7	11:55'58.471	4	12.806	32.757	29.906	20.452	1'35.921	244,3	11:46'31.740
11	12.711	32.335	28.795	20.314	1'34.155	242,7	11:57'32.626	5	12.642	32.128	28.517	20.332	1'33.619	246,0	11:48'05.359
12	12.518	32.318	29.028	20.375	1'34.239	243,2	11:59'06.865	6	12.485	32.088	28.415	20.464	1'33.452	244,9	11:49'38.811

Stefano Colombo

13	12.604	32.193	28.924	1'43.918	2'57.639P	244,3	12:02'04.504	7	12.445	<b>32.042</b>	28.439	20.335	1'33.261	245,5	11:51'12.072
14	15.502	32.772	28.532	20.454	1'37.260P	242,2	12:03'41.764	8	12.349	32.097	<b>28.361</b>	20.314	<b>1'33.121</b>	245,5	11:52'45.193
15	12.455	32.454	28.515	20.387	1'33.811	242,7	12:05'15.575	9	12.440	32.409	28.438	20.291	1'33.578	244,9	11:54'18.771
16	12.774	32.395	28.365	20.480	1'34.014	242,2	12:06'49.589	10	12.400	32.159	28.453	21.460	1'34.472	244,9	11:55'53.243
17	12.406	32.330	28.384	20.348	1'33.468	243,2	12:08'23.057	11	<b>12.309</b>	32.251	28.551	20.425	1'33.536	245,5	11:57'26.779
18	12.429	32.206	28.660	20.516	1'33.811	243,8	12:09'56.868	12	12.327	32.401	28.534	20.436	1'33.698	244,9	11:59'00.477
19	12.447	32.768	29.288	20.566	1'35.069	242,2	12:11'31.937	13	12.377	32.188	32.282	20.496	1'37.343	244,9	12:00'37.820
20	12.506	32.722	28.833	20.478	1'34.539	242,2	12:13'06.476	14	12.443	33.218	28.864	20.422	1'34.947	238,9	12:02'12.767
21	12.336	32.235	28.576	20.362	1'33.509	242,7	12:14'39.985	15	12.355	32.196	28.432	20.450	1'33.433	<b>246,6</b>	12:03'46.200
22	12.370	32.231	28.307	20.315	1'33.223	243,2	12:16'13.208	16	12.346	32.418	28.979	20.719	1'34.462	<b>246,6</b>	12:05'20.662
Shota Abkhazava															
23	<b>12.263</b>	32.283	<b>28.293</b>	20.577	1'33.416	243,8	12:17'46.624	17	12.601	32.663	28.896	1'42.493	2'56.653P	244,9	12:08'17.315
24	12.381	32.127	28.525	20.331	1'33.364	243,8	12:19'19.988	18	16.341	32.826	44.276	21.163	1'54.606P	242,2	12:10'11.921
25	12.346	32.235	28.458	20.469	1'33.508	243,8	12:20'53.496	19	12.647	32.486	28.813	20.673	1'34.619	244,3	12:11'46.540
26	12.324	32.413	28.375	20.433	1'33.545	244,3	12:22'27.041	20	12.584	32.746	29.167	20.941	1'35.438	243,8	12:13'21.978
27	12.353	32.213	28.521	20.352	1'33.439	243,8	12:24'00.480	21	12.504	32.753	29.200	20.767	1'35.224	244,9	12:14'57.202
28	12.266	32.213	28.427	20.297	<b>1'33.203</b>	244,3	12:25'33.683	22	12.461	33.278	28.840	20.733	1'35.312	242,2	12:16'32.514
29	12.308	32.151	28.518	20.335	1'33.312	244,3	12:27'06.995	23	12.583	32.697	29.063	20.684	1'35.027	243,8	12:18'07.541
30	12.312	32.208	28.635	20.393	1'33.548	244,3	12:28'40.543	24	12.458	32.649	28.870	20.819	1'34.796	244,9	12:19'42.337

Race Time 50'29.154

34 Iron Lynx (1'32.826)

Lap	Seg.1	Seg.2	Seg.3	Seg.4	Lap Time	km/h	Local Time
Emanuele Zonzini							
1		34.570	29.947	38.186	1'59.216	238,9	11:40'10.605
2	29.580	52.852	35.986	26.440	2'24.858	122,4	11:42'35.463
3	14.420	49.553	46.819	28.686	2'19.478	175,3	11:44'54.941
4	12.906	32.851	28.730	20.378	1'34.865	244,3	11:46'29.806
5	12.677	31.992	28.266	20.291	1'33.226	<b>246,0</b>	11:48'03.032
6	12.692	32.067	28.308	20.194	1'33.261	244,9	11:49'36.293
7	12.559	<b>31.904</b>	<b>28.132</b>	20.231	<b>1'32.826</b>	245,5	11:51'09.119
8	12.601	32.112	28.183	20.239	1'33.135	244,3	11:52'42.254
9	12.652	32.178	28.348	20.334	1'33.512	244,9	11:54'15.766
10	12.709	32.104	28.478	20.324	1'33.615	244,3	11:55'49.381
11	12.688	32.165	28.368	20.343	1'33.564	245,5	11:57'22.945
12	12.563	31.984	28.684	20.474	1'33.705	<b>246,0</b>	11:58'56.650
13	12.689	32.303	28.471	20.507	1'33.970	244,9	12:00'30.620
14	12.686	32.113	28.436	20.334	1'33.569	244,9	12:02'04.189
15	12.616	31.991	28.287	20.395	1'33.289	<b>246,0</b>	12:03'37.478

Race Time 51'05.529 + 1.659Pen

44 Imperiale Racing (1'32.880)

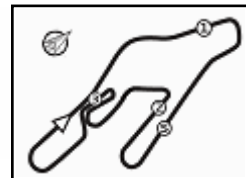
Lap	Seg.1	Seg.2	Seg.3	Seg.4	Lap Time	km/h	Local Time	
Vito Postiglione								
1			35.731	29.859	39.683	2'00.947	236,8	11:40'12.336
2	28.924	53.495	34.908	27.963	2'25.290	118,2	11:42'37.626	
3	15.653	47.199	46.301	28.436	2'17.589	154,7	11:44'55.215	
4	12.706	32.211	28.725	20.285	1'33.927	242,7	11:46'29.142	
5	12.408	32.038	28.396	20.407	1'33.249	245,5	11:48'02.391	
6	12.400	32.233	28.397	43.465	1'56.495P	243,8	11:49'58.886	
7	15.144	32.081	28.374	20.254	1'35.853P	244,3	11:51'34.739	
8	<b>12.227</b>	<b>31.973</b>	28.326	20.354	<b>1'32.880</b>	244,9	11:53'07.619	
9	12.332	31.979	28.607	20.253	1'33.171	245,5	11:54'40.790	
10	12.252	32.018	28.403	20.242	1'32.915	244,9	11:56'13.705	
11	12.288	32.107	29.562	20.389	1'34.346	244,9	11:57'48.051	
Karol Basz								
12	12.311	32.205	29.232	1'43.544	2'57.292P	244,3	12:00'45.343	
13	16.073	32.594	28.250	20.272	1'37.189P	242,7	12:02'22.532	
14	12.501	32.027	28.239	20.241	1'33.008	245,5	12:03'55.540	
15	12.434	32.176	28.371	20.298	1'33.279	245,5	12:05'28.819	
16	12.399	31.997	<b>28.217</b>	20.270	1'32.883	244,9	12:07'01.702	
17	12.349	32.080	28.433	20.345	1'33.207	245,5	12:08'34.909	
18	12.380	32.181	28.624	20.469	1'33.654	244,3	12:10'08.563	
19	12.461	32.199	28.482	20.404	1'33.546	245,5	12:11'42.109	
20	12.541	32.018	28.469	20.394	1'33.422	245,5	12:13'15.531	
21	12.516	32.099	28.720	20.441	1'33.776	245,5	12:14'49.307	
22	12.544	32.491	28.472	20.387	1'33.894	244,9	12:16'23.201	
23	12.492	32.114	28.761	20.363	1'33.730	246,0	12:17'56.931	

16/11/2018

P = Pits In/Out - C = Lap-Time Cancelled

Powered by FICR PERUGIA TIMING





## Europe PRO + PRO AM - Chronological Analysis Race 1

Autodromo Vallelunga 4.085 m

Start at 11:38'11.389

4 / 5

24	12.519	32.466	28.404	20.387	1'33.776	244,9	12:19'30.707	18	12.854	33.385	28.811	20.684	1'35.734	243,8	12:10'47.149
25	12.424	32.254	29.021	20.517	1'34.216	246,0	12:21'04.923	19	12.862	32.607	29.162	20.573	1'35.204	244,3	12:12'22.353
26	12.587	32.361	28.574	20.532	1'34.054	246,0	12:22'38.977	20	12.810	32.728	28.806	20.700	1'35.044	243,8	12:13'57.397
27	12.464	32.432	28.558	20.550	1'34.004	246,0	12:24'12.981	21	12.773	32.350	28.640	20.495	1'34.258	245,5	12:15'31.655
28	12.466	32.356	28.622	20.414	1'33.858	246,0	12:25'46.839	22	12.830	32.747	28.929	20.445	1'34.951	245,5	12:17'06.606
29	12.466	32.292	28.769	20.524	1'34.051	246,0	12:27'20.890	23	12.781	32.360	28.647	20.466	1'34.254	244,9	12:18'40.860
30	12.452	32.201	28.990	20.744	1'34.387	<b>246,6</b>	12:28'55.277	24	12.748	32.549	28.902	20.553	1'34.752	245,5	12:20'15.612

Race Time 50'43.888 + 0.417Pen

### 46 VS Racing (1'33.506)

Lap	Seg.1	Seg.2	Seg.3	Seg.4	Lap Time	km/h	Local Time
Takashi Kasai							
1		35.546	32.441	41.250	2'07.355	241,6	11:40'18.744
2	29.295	55.313	33.672	25.880	2'24.160	126,8	11:42'42.904
3	16.835	47.953	44.580	26.322	2'15.690	141,4	11:44'58.594
4	12.800	33.157	29.279	20.482	1'35.718	244,9	11:46'34.312
5	12.852	32.537	28.721	20.533	1'34.643	246,6	11:48'08.955
6	12.622	32.420	29.101	20.488	1'34.631	247,1	11:49'43.586
7	12.592	32.267	28.964	20.518	1'34.341	246,0	11:51'17.927
8	12.542	32.296	28.656	20.403	1'33.897	246,0	11:52'51.824
9	12.488	<b>32.165</b>	28.976	20.402	1'34.031	246,6	11:54'25.855
10	12.460	32.368	28.917	20.931	1'34.676	246,6	11:56'00.531
11	12.542	32.294	28.758	20.413	1'34.007	247,1	11:57'34.538

August MacBeth

12	12.461	32.371	28.848	1'44.270	2'57.950P	247,1	12:00'32.488
13	16.802	33.273	28.677	20.398	1'39.150P	244,9	12:02'11.638
14	12.427	32.274	<b>28.462</b>	20.343	<b>1'33.506</b>	246,0	12:03'45.144
15	12.345	32.440	28.861	20.349	1'33.995	247,7	12:05'19.139
16	12.394	32.402	28.659	20.606	1'34.061	245,5	12:06'53.200
17	12.368	32.338	28.843	20.987	1'34.536	246,6	12:08'27.736
18	12.391	32.603	28.762	20.416	1'34.172	245,5	12:10'01.908
19	12.413	32.493	29.512	20.680	1'35.098	246,6	12:11'37.006
20	12.412	32.632	29.015	20.490	1'34.549	246,0	12:13'11.555
21	12.405	32.466	29.193	20.444	1'34.508	247,1	12:14'46.063
22	12.328	32.429	28.895	20.453	1'34.105	247,1	12:16'20.168
23	12.375	32.549	28.714	20.489	1'34.127	247,1	12:17'54.295
24	12.346	32.531	28.732	20.423	1'34.032	247,1	12:19'28.327
25	<b>12.270</b>	32.490	28.811	20.475	1'34.046	247,1	12:21'02.373
26	12.321	32.568	28.624	20.535	1'34.048	<b>248,3</b>	12:22'36.421
27	12.374	32.721	28.624	20.483	1'34.202	246,0	12:24'10.623
28	12.350	32.720	28.849	20.533	1'34.452	246,0	12:25'45.075
29	12.308	32.498	28.582	20.346	1'33.734	247,1	12:27'18.809
30	12.328	32.821	28.641	20.514	1'34.304	247,1	12:28'53.113

Race Time 50'41.724

### 53 Imperiale Racing (1'33.778)

Lap	Seg.1	Seg.2	Seg.3	Seg.4	Lap Time	km/h	Local Time
Davide Venditti							
1		35.427	32.540	40.131	2'06.047	242,7	11:40'17.436
2	29.472	55.224	33.627	26.647	2'24.970	121,2	11:42'42.406
3	16.650	47.869	44.238	26.742	2'15.499	148,1	11:44'57.905
4	12.998	32.988	29.499	20.523	1'36.008	244,3	11:46'33.913
5	12.743	32.559	28.681	20.559	1'34.542	245,5	11:48'08.455
6	12.550	32.575	28.965	20.587	1'34.677	243,8	11:49'43.132
7	12.567	32.295	28.833	20.626	1'34.321	244,3	11:51'17.453
8	12.595	32.267	<b>28.294</b>	20.622	<b>1'33.778</b>	244,3	11:52'51.231
9	12.548	32.247	28.732	20.533	1'34.060	244,9	11:54'25.291
10	12.473	<b>32.215</b>	28.496	21.019	1'34.203	244,9	11:55'59.494
11	12.664	32.645	28.589	20.617	1'34.515	242,7	11:57'34.009
12	<b>12.471</b>	32.520	28.797	20.651	1'34.439	<b>246,0</b>	11:59'08.448
13	12.810	32.257	28.739	20.724	1'34.530	<b>246,0</b>	12:00'42.978
14	12.474	32.718	28.703	20.729	1'34.624	244,3	12:02'17.602
15	12.490	32.552	28.823	20.659	1'34.524	242,2	12:03'52.126
Massimo Mantovani							
16	12.478	32.506	28.822	2'25.509	3'39.315P	244,3	12:07'31.441
17	16.854	33.754	28.787	20.579	1'39.974P	242,2	12:09'11.415

16/11/2018

P = Pits In/Out - C = Lap-Time Cancelled

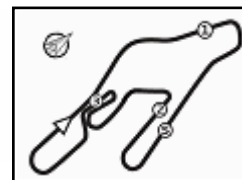
### 71 P1 Motorsport (1'32.560)

Lap	Seg.1	Seg.2	Seg.3	Seg.4	Lap Time	km/h	Local Time	
Loris Spinelli								
1			34.113	28.534	38.637	1'57.586	240,0	11:40'08.975
2	29.467	52.586	36.126	26.935	2'25.114	198,9	11:42'34.089	
3	14.870	48.975	47.224	28.882	2'19.951	122,7	11:44'54.040	
4	12.715	32.078	28.241	20.153	1'33.187	244,3	11:46'27.227	
5	12.463	31.868	<b>28.024</b>	20.205	<b>1'32.560</b>	<b>247,1</b>	11:47'59.787	
6	12.411	<b>31.852</b>	28.156	20.200	1'32.619	245,5	11:49'32.406	
7	12.410	32.039	28.039	20.155	1'32.643	245,5	11:51'05.049	
8	12.391	31.980	28.185	20.272	1'32.828	244,9	11:52'37.877	
9	12.466	32.053	28.139	20.414	1'33.072	244,9	11:54'10.949	
10	12.593	32.015	28.161	20.310	1'33.079	245,5	11:55'44.028	
11	12.456	32.059	28.334	20.290	1'33.139	246,6	11:57'17.167	
12	12.447	32.080	28.416	20.391	1'33.334	246,6	11:58'50.501	
13	12.479	32.018	28.342	20.276	1'33.115	246,6	12:00'23.616	
14	12.492	32.064	28.293	20.246	1'33.095	245,5	12:01'56.711	
15	12.383	31.973	28.079	20.248	1'32.683	245,5	12:03'29.394	
16	<b>12.364</b>	32.000	28.266	20.318	1'32.948	246,0	12:05'02.342	
JC Perez								
17	12.423	32.025	28.231	1'43.918	2'56.597P	245,5	12:07'58.939	
18	16.253	33.705	28.959	20.647	1'39.564P	241,6	12:09'38.503	
19	13.026	33.095	28.841	20.445	1'35.407	243,2	12:11'13.910	
20	12.669	32.541	28.889	20.472	1'34.571	244,3	12:12'48.481	
21	12.742	32.513	28.678	20.373	1'34.306	245,5	12:14'22.787	
22	12.506	32.177	28.801	20.468	1'33.952	244,9	12:15'56.739	
23	12.632	32.599	28.729	20.365	1'34.325	244,9	12:17'31.064	
24	12.552	32.576	28.948	20.393	1'34.469	244,9	12:19'05.533	
25	12.586	32.374	29.009	20.409	1'34.378	246,6	12:20'39.911	
26	12.557	32.461	28.853	20.429	1'34.300	245,5	12:22'14.211	
27	12.506	32.368	28.880	20.370	1'34.124	245,5	12:23'48.335	
28	12.704	32.642	28.839	20.548	1'34.733	244,9	12:25'23.068	
29	12.616	32.844	28.816	20.438	1'34.714	246,0	12:26'57.782	
30	12.627	32.589	28.884	20.494	1'34.594	245,5	12:28'32.376	

Race Time 50'20.987 + 5.000Pen

### 72 Antonelli Motorsport (1'32.924)

Lap	Seg.1	Seg.2	Seg.3	Seg.4	Lap Time	km/h	Local Time	
Joffrey De Narda								
1			34.773	30.153	39.689	2'01.478	239,5	11:40'12.867
2	29.219	53.752	34.525	27.736	2'25.232	106,1	11:42'38.099	
3	15.853	47.536	45.890	28.121	2'17.400	140,3	11:44'55.499	
4	12.762	32.826	28.747	20.367	1'34.702	243,2	11:46'30.201	
5	12.595	32.340	28.498	20.326	1'33.759	245,5	11:48'03.960	
6	<b>12.502</b>	32.116	28.486	20.230	1'33.334	244,9	11:49'37.294	
7	12.516	<b>31.999</b>	28.245	20.164	<b>1'32.924</b>	244,9	11:51'10.218	
8	12.573	32.032	28.437	20.379	1'33.421	244,3	11:52'43.639	
9	12.665	32.111	28.372	20.263	1'33.411	244,9	11:54'17.050	
10	12.564	32.063	<b>28.139</b>	20.376	1'33.142	245,5	11:55'50.192	
11	12.608	32.225	28.496	20.380	1'33.709	245,5	11:57'23.901	
12	12.532	32.024	28.489	20.495	1'33.540	244,9	11:58'57.441	



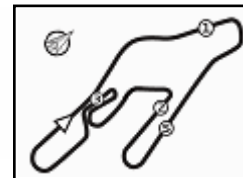
Autodromo Vallelunga 4.085 m

5 / 5

### Europe PRO + PRO AM - Chronological Analysis Race 1

Start at 11:38'11.389

13	12.639	32.351	28.556	20.396	1'33.942	244,9	12:00'31.383
14	12.514	32.249	28.581	20.528	1'33.872	244,3	12:02'05.255
Kikko Galbiati							
15	<b>12.502</b>	32.331	28.487	1'53.211	3'06.531P	<b>246,0</b>	12:05'11.786
16	16.614	33.345	28.595	20.576	1'39.130P	241,6	12:06'50.916
Race Time 28'39.527							



Autodromo Vallelunga 4.085 m

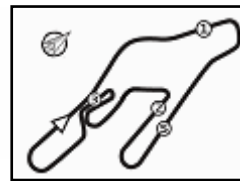
## Europe PRO + PRO AM - Pit Times Race 1

No.	Entrant	Driver		Race Time	Local Time	Time
2	Leipert Motorsport	P.LEFTEROV	PIT IN	28'32.771	12:06'44.160	1'31.428
		M.LEIPERT	PIT OUT	30'04.199	12:08'15.588	
			PIT IN	36'52.337	12:15'03.726	
3	Bonaldi Motorsport	J.PULL	PIT IN	7'36.476	11:45'47.865	
5	Antonelli Motorsport	G.ALTOË	PIT IN	21'59.594	12:00'10.983	1'31.423
		D.ZAMPIERI	PIT OUT	23'31.017	12:01'42.406	
6	VS Racing	T.TUJULA	PIT IN	23'56.584	12:02'07.973	1'32.802
		F.ORTIZ	PIT OUT	25'29.386	12:03'40.775	
8	VS Racing	H.KOLLER	PIT IN	20'59.235	11:59'10.624	1'27.811
		E.LIBERATI	PIT OUT	22'27.046	12:00'38.435	
			PIT IN	37'57.687	12:16'09.076	
			PIT OUT	38'28.789	12:16'40.178	
10	Target Racing	T.BOGUSLAVSKIY	PIT IN	23'51.858	12:02'03.247	1'32.256
		V.SHAITAR	PIT OUT	25'24.114	12:03'35.503	
12	Target Racing	S.LARSSON	PIT IN	21'18.785	11:59'30.174	1'49.619
		D.LIND	PIT OUT	23'08.404	12:01'19.793	
26	Leipert Motorsport	F.SCHANDORFF	PIT IN	26'50.938	12:05'02.327	1'31.967
		N.LAGRANGE	PIT OUT	28'22.905	12:06'34.294	
29	Konrad Motorsport	A.JEFFRIES	PIT IN	28'36.258	12:06'47.647	1'32.583
		F.VETTEL	PIT OUT	30'08.841	12:08'20.230	
33	Iron Lynx	F.LINOSSI	PIT IN	22'21.076	12:00'32.465	1'32.039
		S.COLOMBO	PIT OUT	23'53.115	12:02'04.504	
34	Iron Lynx	E.ZONZINI	PIT IN	26'51.642	12:05'03.031	1'31.408
		L.BONTEMPELLI	PIT OUT	28'23.050	12:06'34.439	
39	ArtLine Team Georgia	S.AFANASIEV	PIT IN	28'35.479	12:06'46.868	1'30.447
		S.ABKHAZAVA	PIT OUT	30'05.926	12:08'17.315	
44	Imperiale Racing	V.POSTIGLIONE	PIT IN	11'15.996	11:49'27.385	31.501
			PIT OUT	11'47.497	11:49'58.886	
			PIT IN	21'03.093	11:59'14.482	
		K.BASZ	PIT OUT	22'33.954	12:00'45.343	
46	VS Racing	T.KASAI	PIT IN	20'49.278	11:59'00.667	1'31.821
		A.MACBETH	PIT OUT	22'21.099	12:00'32.488	
53	Imperiale Racing	D.VENDITTI	PIT IN	27'06.643	12:05'18.032	2'13.409
		M.MANTOVANI	PIT OUT	29'20.052	12:07'31.441	
71	P1 Motorsport	L.SPINELLI	PIT IN	28'15.678	12:06'27.067	1'31.872
		J.PEREZ	PIT OUT	29'47.550	12:07'58.939	
72	Antonelli Motorsport	J.DE NARDA	PIT IN	25'18.909	12:03'30.298	1'41.488
		K.GALBIATI	PIT OUT	27'00.397	12:05'11.786	
			PIT IN	30'08.145	12:08'19.534	





6<sup>th</sup> ROUND



### Europe PRO + PRO AM - Sectors and Speed Race 1

Autodromo Vallelunga 4.085 m

#### RESULTS

1	5 ANTONELLI MOTORSPORT	Lamborghini Super Trofeo	Laps 30
2	34 IRON LYNX	Lamborghini Super Trofeo	21.929
3	26 LEIPERT MOTORSPORT	Lamborghini Super Trofeo	24.034
4	71 P1 MOTORSPORT	Lamborghini Super Trofeo	24.305
5	33 IRON LYNX	Lamborghini Super Trofeo	27.472
6	10 TARGET RACING	Lamborghini Super Trofeo	35.231
7	29 KONRAD MOTORSPORT	Lamborghini Super Trofeo	35.944
8	46 VS RACING	Lamborghini Super Trofeo	40.042
9	44 IMPERIALE RACING	Lamborghini Super Trofeo	42.623
10	6 VS RACING	Lamborghini Super Trofeo	43.274
11	8 VS RACING	Lamborghini Super Trofeo	54.376
12	39 ARTLINE TEAM GEORGIA	Lamborghini Super Trofeo	1'05.506
13	53 IMPERIALE RACING	Lamborghini Super Trofeo	1'29.082
RET	2 LEIPERT MOTORSPORT	Lamborghini Super Trofeo	10 Laps
RET	72 ANTONELLI MOTORSPORT	Lamborghini Super Trofeo	14 Laps
RET	12 TARGET RACING	Lamborghini Super Trofeo	18 Laps
RET	3 BONALDI MOTORSPORT	Lamborghini Super Trofeo	

#### SPEED

1	46 VS RACING	Lamborghini Super Trofeo	248,3
2	5 ANTONELLI MOTORSPORT	Lamborghini Super Trofeo	248,3
3	8 VS RACING	Lamborghini Super Trofeo	247,7
4	71 P1 MOTORSPORT	Lamborghini Super Trofeo	247,1
5	6 VS RACING	Lamborghini Super Trofeo	247,1
6	26 LEIPERT MOTORSPORT	Lamborghini Super Trofeo	247,1
7	44 IMPERIALE RACING	Lamborghini Super Trofeo	246,6
8	39 ARTLINE TEAM GEORGIA	Lamborghini Super Trofeo	246,6
9	29 KONRAD MOTORSPORT	Lamborghini Super Trofeo	246,0
10	10 TARGET RACING	Lamborghini Super Trofeo	246,0
11	53 IMPERIALE RACING	Lamborghini Super Trofeo	246,0
12	72 ANTONELLI MOTORSPORT	Lamborghini Super Trofeo	246,0
13	34 IRON LYNX	Lamborghini Super Trofeo	246,0
14	2 LEIPERT MOTORSPORT	Lamborghini Super Trofeo	245,5
15	12 TARGET RACING	Lamborghini Super Trofeo	245,5
16	33 IRON LYNX	Lamborghini Super Trofeo	244,9
17	3 BONALDI MOTORSPORT	Lamborghini Super Trofeo	85,1

#### SEG. 1

1	44 IMPERIALE RACING	12.227
2	8 VS RACING	12.241
3	33 IRON LYNX	12.263
4	46 VS RACING	12.270
5	39 ARTLINE TEAM GEORG	12.309
6	5 ANTONELLI MOTORSP	12.325
7	29 KONRAD MOTORSPOR	12.330
8	10 TARGET RACING	12.343
9	26 LEIPERT MOTORSPOR	12.356
10	6 VS RACING	12.362
11	71 P1 MOTORSPORT	12.364
12	2 LEIPERT MOTORSPOR	12.384
13	34 IRON LYNX	12.461
14	53 IMPERIALE RACING	12.471
15	72 ANTONELLI MOTORSP	12.502
16	12 TARGET RACING	12.645
17	3 BONALDI MOTORSPOR	15.757

#### SEG. 2

1	8 VS RACING	31.697
2	5 ANTONELLI MOTORSP	31.710
3	26 LEIPERT MOTORSPOR	31.751
4	71 P1 MOTORSPORT	31.852
5	34 IRON LYNX	31.904
6	44 IMPERIALE RACING	31.973
7	29 KONRAD MOTORSPOR	31.988
8	72 ANTONELLI MOTORSP	31.999
9	39 ARTLINE TEAM GEORG	32.042
10	33 IRON LYNX	32.088
11	10 TARGET RACING	32.092
12	6 VS RACING	32.113
13	2 LEIPERT MOTORSPOR	32.157
14	46 VS RACING	32.165
15	12 TARGET RACING	32.187
16	53 IMPERIALE RACING	32.215
17	3 BONALDI MOTORSPOR	6'12.773

#### SEG. 3

1	5 ANTONELLI MOTORSP	27.892
2	71 P1 MOTORSPORT	28.024
3	34 IRON LYNX	28.132
4	72 ANTONELLI MOTORSP	28.139
5	10 TARGET RACING	28.177
6	8 VS RACING	28.200
7	44 IMPERIALE RACING	28.217
8	2 LEIPERT MOTORSPOR	28.250
9	33 IRON LYNX	28.293
10	53 IMPERIALE RACING	28.294
11	29 KONRAD MOTORSPOR	28.311
12	39 ARTLINE TEAM GEORG	28.361
13	6 VS RACING	28.368
14	26 LEIPERT MOTORSPOR	28.422
15	46 VS RACING	28.462
16	12 TARGET RACING	29.024
17	3 BONALDI MOTORSPOR	47.739

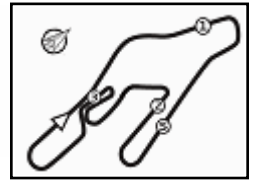
#### SEG. 4

1	5 ANTONELLI MOTORSP	20.031
2	8 VS RACING	20.095
3	71 P1 MOTORSPORT	20.153
4	72 ANTONELLI MOTORSP	20.164
5	26 LEIPERT MOTORSPOR	20.174
6	34 IRON LYNX	20.194
7	33 IRON LYNX	20.235
8	44 IMPERIALE RACING	20.241
9	2 LEIPERT MOTORSPOR	20.263
10	29 KONRAD MOTORSPOR	20.281
11	39 ARTLINE TEAM GEORG	20.291
12	6 VS RACING	20.334
13	10 TARGET RACING	20.338
14	46 VS RACING	20.343
15	53 IMPERIALE RACING	20.419
16	12 TARGET RACING	20.606

16/11/2018

Powered by FICR PERUGIA TIMING





Autodromo Vallelunga 4.085 m

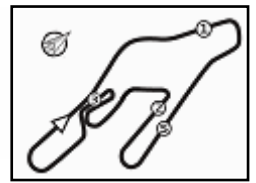
**Europe PRO + PRO AM - Lap Chart Race 1**

		Lap																													
	1	2	3	4	5	6	7	8	9	10	11	12	13	14	15	16	17	18	19	20	21	22	23	24	25	26	27	28	29	30	
1	5	5	5	5	5	5	5	5	5	5	5	5	71	71	71	71	5	5	5	5	5	5	5	5	5	5	5	5	5	5	
2	71	71	71	71	71	71	71	71	71	71	71	71	26	26	26	2	71	71	71	71	71	71	71	71	71	71	71	71	71	71	
3	26	26	26	26	26	26	26	26	26	26	26	26	34	34	34	39	34	34	34	34	34	34	34	34	34	34	34	34	34	34	
4	34	34	34	44	44	34	34	34	34	34	34	34	72	72	2	29	26	26	26	26	26	26	26	26	26	26	26	26	26	26	
5	44	44	44	34	34	72	72	72	72	72	72	72	2	2	39	5	2	2	2	33	33	33	33	33	33	33	33	33	33		
6	72	72	72	72	29	29	29	29	29	29	39	39	10	39	29	26	39	10	33	2	10	10	10	10	10	10	10	10	10		
7	39	39	39	29	29	39	39	39	39	2	2	2	39	29	53	34	29	33	10	10	29	29	29	29	29	29	29	29	29		
8	29	29	29	39	39	2	2	2	2	10	10	10	29	53	5	10	10	29	29	29	8	46	46	46	46	46	46	46	46		
9	2	2	2	2	2	10	10	10	10	29	29	29	6	5	72	33	33	46	8	8	46	6	6	6	6	6	6	6	6		
10	10	10	10	10	10	33	33	33	33	33	33	33	53	10	10	72	46	8	46	46	6	44	44	44	44	44	44	44	44		
11	33	33	33	33	33	6	6	6	6	6	6	6	5	6	33	46	8	6	6	44	39	39	39	39	39	39	8	8			
12	6	6	6	6	6	53	53	53	53	53	53	53	33	33	46	6	6	44	44	44	39	8	8	8	8	8	8	39	39		
13	53	53	53	53	53	46	46	46	46	46	46	46	46	46	6	8	44	39	39	39	53	53	53	53	53	53	53	53	53		
14	46	46	46	46	46	8	8	8	8	8	8	8	8	8	8	44	53	53	53	53											
15	8	8	8	8	8	12	12	12	12	12	12	44	44	44	44	53															
16	12	12	12	12	12	44	44	44	44	44	12	12																			

Final Result	
1	<b>5</b> ANTONELLI MOTORSPORT 24.929
2	<b>34</b> IRON LYNX 21.929
3	<b>26</b> LEIPERT MOTORSPORT 24.034
4	<b>71</b> P1 MOTORSPORT (P) 24.305
5	<b>33</b> IRON LYNX 27.472
6	<b>10</b> TARGET RACING 35.231
7	<b>29</b> KONRAD MOTORSPORT 35.944
8	<b>46</b> VS RACING 40.042
9	<b>44</b> IMPERIALE RACING (P) 42.623
10	<b>6</b> VS RACING 43.274
11	<b>8</b> VS RACING 54.376
12	<b>39</b> ARTLINE TEAM GEORGIA 1'29.506
13	<b>53</b> IMPERIALE RACING 1'29.082
RET	<b>2</b> LEIPERT MOTORSPORT 10 Laps
RET	<b>72</b> ANTONELLI MOTORSPORT 14 Laps
RET	<b>12</b> TARGET RACING 18 Laps
RET	<b>3</b> BONALDI MOTORSPORT

Powered by FICR PERUGIA TIMING



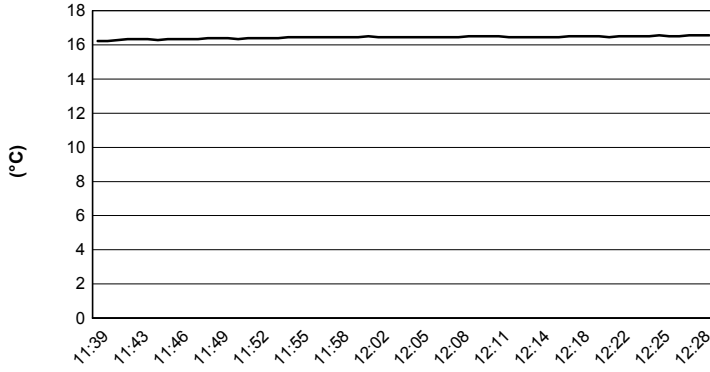


Autodromo Vallelunga 4.085 m

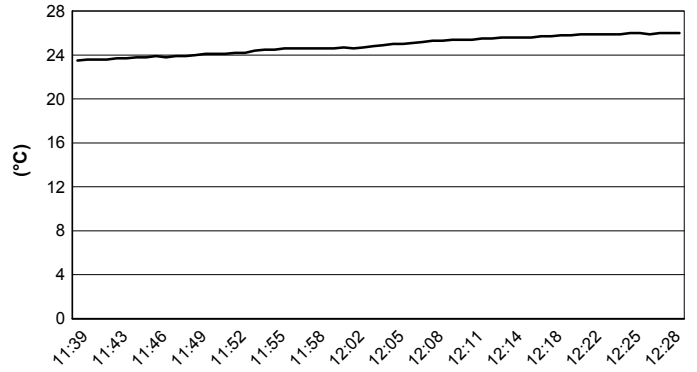
**Europe PRO + PRO AM - Weather Report Race 1**

Session started 11:38 - Session ended 12:29

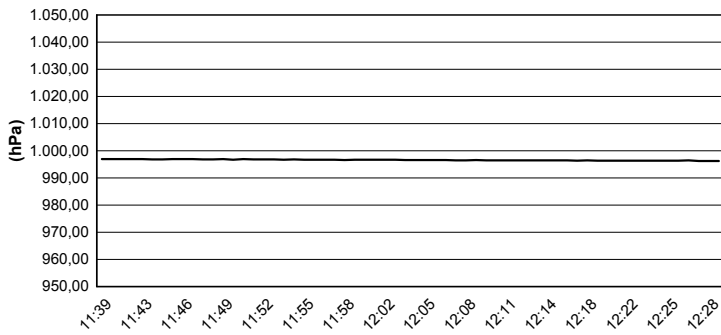
**Air Temperature**



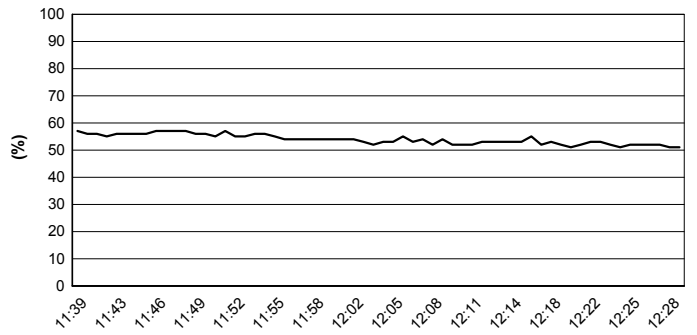
**Track Temperature**



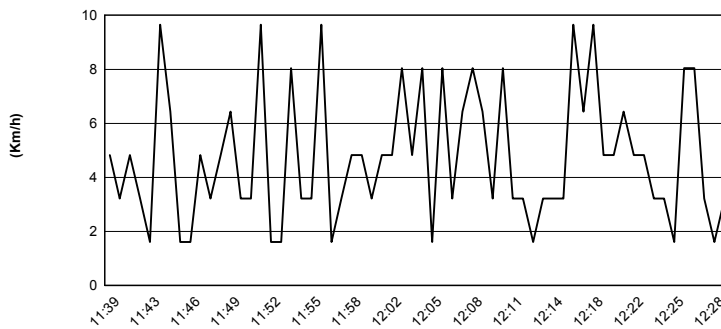
**Air Pressure**



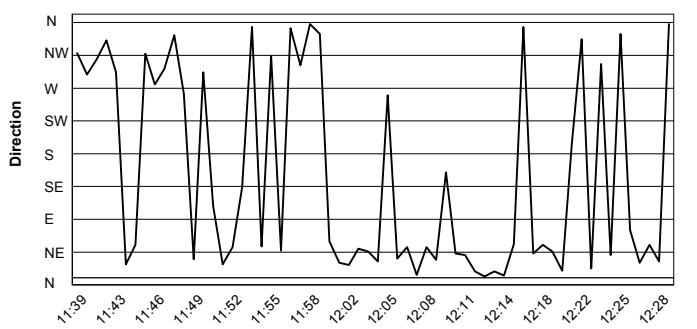
**Humidity**



**Wind Speed**



**Wind Direction**



16/11/2018