

## Europe PRO + PRO AM - Results Qualifying 2

Autodromo Vallelunga 4.085 m

No.	Driver	Nat	Entrant	Team	Car	Class	Time	Gap	Rel.	Laps
1	<b>8 LIBERATI</b> Edoardo	ITA	VS Racing	VS Racing (ITA)	Lamborghini Super Trofeo	E-PA	<b>1'31.489</b>			7
2	<b>5 ZAMPIERI</b> David	CHE	Antonelli Motorsport	Antonelli Motorsport (ITA)	Lamborghini Super Trofeo	E-P	<b>1'31.600</b>	0.111	0.111	9
3	<b>3 SNOEKS</b> Kelvin	DEU	Bonaldi Motorsport	Bonaldi Motorsport (ITA)	Lamborghini Super Trofeo	E-P	<b>1'31.793</b>	0.304	0.193	8
4	<b>44 BASZ</b> Karol	POL	Imperiale Racing	Imperiale Racing (ITA)	Lamborghini Super Trofeo	E-P	<b>1'31.906</b>	0.417	0.113	8
5	<b>33 COLOMBO</b> Stefano	ITA	Iron Lynx	Iron Lynx (ITA)	Lamborghini Super Trofeo	E-PA	<b>1'31.964</b>	0.475	0.058	7
6	<b>26 LAGRANGE</b> Niels	BEL	Leipert Motorsport	Leipert Motorsport (DEU)	Lamborghini Super Trofeo	E-P	<b>1'32.157</b>	0.668	0.193	10
7	<b>12 LIND</b> Dennis	DNK	Target Racing	Target Racing (ITA)	Lamborghini Super Trofeo	E-PA	<b>1'32.201</b>	0.712	0.044	11
8	<b>34 BONTEMPELLI</b> Lorenzo	ITA	Iron Lynx	Iron Lynx (ITA)	Lamborghini Super Trofeo	E-PA	<b>1'32.258</b>	0.769	0.057	8
9	<b>72 GALBIATI</b> Kikko	ITA	Antonelli Motorsport	Antonelli Motorsport (ITA)	Lamborghini Super Trofeo	E-P	<b>1'32.327</b>	0.838	0.069	12
10	<b>29 VETTEL</b> Fabian	DEU	Konrad Motorsport	Konrad Motorsport (AUT)	Lamborghini Super Trofeo	E-P	<b>1'32.460</b>	0.971	0.133	9
11	<b>46 MACBETH</b> August	DEU	VS Racing	VS Racing (ITA)	Lamborghini Super Trofeo	E-PA	<b>1'32.523</b>	1.034	0.063	6
12	<b>10 SHAITAR</b> Victor	RUS	Target Racing	Nefis by Target Racing (ITA)	Lamborghini Super Trofeo	E-P	<b>1'32.595</b>	1.106	0.072	6
13	<b>71 PEREZ</b> JC	USA	P1 Motorsport	P1 Motorsport (USA)	Lamborghini Super Trofeo	E-PA	<b>1'33.116</b>	1.627	0.521	8
14	<b>6 ORTIZ</b> Felipe	BRA	VS Racing	VS Racing (ITA)	Lamborghini Super Trofeo	E-P	<b>1'33.472</b>	1.983	0.356	8
15	<b>2 LEIPERT</b> Marcel	DEU	Leipert Motorsport	Leipert Motorsport (DEU)	Lamborghini Super Trofeo	E-PA	<b>1'33.886</b>	2.397	0.414	12
16	<b>39 ABKHAZAVA</b> Shota	GEO	ArtLine Team Georgia	ArtLine Team Georgia (GEO)	Lamborghini Super Trofeo	E-PA	<b>1'33.984</b>	2.495	0.098	12
17	<b>53 MANTOVANI</b> Massimo	ITA	Imperiale Racing	Imperiale Racing (ITA)	Lamborghini Super Trofeo	E-PA	<b>1'34.067</b>	2.578	0.083	11

Humidity:	74%	Air:	16°C
Condition:	Dry	Temp:	17°C

Race Director : Daniele Galbiati

Clerk of the Course : Ferrari Alessandro

Start  
15/11/2018 16:07

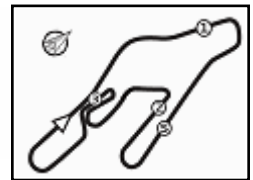
End  
16:28

The results are provisional until the end of the time limit for protests and appeals and the completion of the technical checks.

Powered by FICR PERUGIA TIMING







## Europe PRO + PRO AM - Chronological Analysis Qualifying 2

Autodromo Vallelunga 4.085 m

2 / 2

Stefano Colombo

Lap	Seg.1	Seg.2	Seg.3	Seg.4	Lap Time	km/h	Local Time
1	17.694	34.951	29.195	20.217	1'42.057P	228,8	16:07'40.463
2	12.272	<b>31.621</b>	28.364	20.023	1'32.280	<b>242,2</b>	16:09'22.520
3	12.194	31.710	<b>28.050</b>	20.010	<b>1'31.964</b>	<b>242,2</b>	16:12'26.764
4	12.237	33.329	37.145	21.533	1'44.244	240,5	16:14'11.008
5	12.200	31.928	28.295	20.051	1'32.474	<b>242,2</b>	16:15'43.482
6	12.178	31.874	30.149	21.140	1'35.341	<b>242,2</b>	16:17'18.823
7	<b>12.147</b>	31.945	28.168	20.052	1'32.312	<b>242,2</b>	16:18'51.135

**34 Iron Lynx (1'32.258)**

Lap	Seg.1	Seg.2	Seg.3	Seg.4	Lap Time	km/h	Local Time
Lorenzo Bontempelli							
							16:08'03.200
1	16.972	34.868	29.951	21.283	1'43.074P	237,9	16:09'46.274
2	12.832	33.161	30.009	20.537	1'36.539	242,7	16:11'22.813
3	12.509	31.921	28.424	20.147	1'33.001	243,2	16:12'55.814
4	12.436	31.858	28.390	20.215	1'32.899	<b>243,8</b>	16:14'28.713
5	12.479	31.786	28.434	20.204	1'32.903	242,7	16:16'01.616
6	12.488	35.798	32.712	21.230	1'42.228	222,7	16:17'43.844
7	12.427	31.839	28.408	20.101	1'32.775	243,2	16:19'16.619
8	<b>12.396</b>	<b>31.625</b>	<b>28.248</b>	19.989	<b>1'32.258</b>	<b>243,8</b>	16:20'48.877

**39 ArtLine Team Georgia (1'33.984)**

Lap	Seg.1	Seg.2	Seg.3	Seg.4	Lap Time	km/h	Local Time
Shota Abkhazava							
							16:07'07.700
1	17.078	34.022	29.426	20.944	1'41.470P	236,3	16:08'49.170
2	12.572	32.754	28.665	20.571	1'34.562	242,7	16:10'23.732
3	12.533	32.642	29.021	20.791	1'34.987	243,2	16:11'58.719
4	12.499	32.475	28.856	20.740	1'34.570	242,7	16:13'33.289
5	12.514	32.359	28.738	20.793	1'34.404	<b>243,8</b>	16:15'07.693
6	13.067	37.862	31.691	20.979	1'43.599	195,7	16:16'51.292
7	12.519	32.319	28.709	20.659	1'34.206	243,2	16:18'25.498
8	12.496	32.379	<b>28.654</b>	20.619	1'34.148	<b>243,8</b>	16:19'59.646
9	12.609	32.352	28.746	20.682	1'34.389	<b>243,8</b>	16:21'34.035
10	12.630	34.934	33.769	23.160	1'44.493	243,2	16:23'18.528
11	14.320	35.818	31.002	21.156	1'42.296	225,0	16:25'00.824
12	<b>12.467</b>	<b>32.197</b>	28.818	20.502	<b>1'33.984</b>	<b>243,8</b>	16:26'34.808

**44 Imperiale Racing (1'31.906)**

Lap	Seg.1	Seg.2	Seg.3	Seg.4	Lap Time	km/h	Local Time
Karol Basz							
							16:12'03.446
1	17.095	34.829	37.520	20.535	1'49.979P	240,5	16:13'53.425
2	12.513	31.696	28.172	19.926	1'32.307	243,2	16:15'25.732
3	12.294	<b>31.534</b>	34.917	28.342	1'47.087	<b>246,0</b>	16:17'12.819
4	12.282	31.636	28.054	19.934	1'31.906	244,9	16:18'44.725
5	<b>12.194</b>	31.690	<b>28.041</b>	20.089	1'32.014	244,9	16:20'16.739
6	12.300	31.769	28.692	1'18.677	2'31.438P	244,9	16:22'48.177
7	16.185	31.902	28.204	20.546	1'36.837P	244,3	16:24'25.014
8	12.282	31.656	28.374	20.056	1'32.368	245,5	16:25'57.382

**46 VS Racing (1'32.523)**

Lap	Seg.1	Seg.2	Seg.3	Seg.4	Lap Time	km/h	Local Time
August MacBeth							
							16:08'08.001
1	18.472	37.149	29.160	20.240	1'45.021P	228,8	16:09'53.022
2	12.362	32.040	28.339	20.316	1'33.057	244,9	16:11'26.079
3	12.275	<b>31.789</b>	28.797	20.202	1'33.063	245,5	16:12'59.142
4	12.280	32.066	<b>28.257</b>	20.380	1'32.983	<b>246,6</b>	16:14'32.125
5	12.164	32.137	28.512	20.116	1'32.929	245,5	16:16'05.054
6	<b>12.102</b>	32.059	28.318	20.044	<b>1'32.523</b>	246,0	16:17'37.577

**53 Imperiale Racing (1'34.067)**

Lap	Seg.1	Seg.2	Seg.3	Seg.4	Lap Time	km/h	Local Time
Massimo Mantovani							
							16:08'13.877
1	19.592	37.861	32.673	1'13.898	2'44.024P	216,4	16:10'57.901
2	21.004	36.043	30.173	21.401	1'48.621P	235,8	16:12'46.522
3	12.978	32.701	28.832	20.644	1'35.155	242,7	16:14'21.677
4	12.887	32.458	28.838	20.590	1'34.773	243,2	16:15'56.450
5	12.809	32.247	28.719	20.431	1'34.206	243,2	16:17'30.656
6	12.677	32.364	<b>28.629</b>	20.397	<b>1'34.067</b>	242,7	16:19'04.723
7	12.771	32.372	29.422	22.490	1'37.055	243,2	16:20'41.778
8	<b>12.637</b>	32.422	29.935	21.172	1'36.166	243,8	16:22'17.944
9	12.691	32.416	28.688	21.310	1'35.105	243,2	16:23'53.049
10	12.723	32.194	28.664	20.629	1'34.210	<b>244,9</b>	16:25'27.259
11	12.684	<b>32.107</b>	28.910	20.446	1'34.147	243,8	16:27'01.406

**71 P1 Motorsport (1'33.116)**

Lap	Seg.1	Seg.2	Seg.3	Seg.4	Lap Time	km/h	Local Time
JC Perez							
							16:07'52.136
1	18.984	34.604	33.791	20.723	1'48.102P	237,9	16:09'40.238
2	12.791	32.523	<b>28.241</b>	20.666	1'34.221	242,2	16:11'14.459
3	12.514	<b>32.043</b>	28.756	20.227	1'33.540	<b>244,9</b>	16:12'47.999
4	12.609	32.404	36.581	30.693	1'52.287	242,2	16:14'40.286
5	12.871	33.291	29.526	20.440	1'36.128	240,5	16:16'16.414
6	12.568	32.144	28.539	20.333	1'33.584	243,8	16:17'49.998
7	12.512	32.044	28.376	20.184	<b>1'33.116</b>	244,3	16:19'23.114
8	<b>12.417</b>	32.226	28.543	20.311	1'33.497	<b>244,9</b>	16:20'56.611

**72 Antonelli Motorsport (1'32.327)**

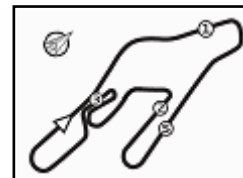
Lap	Seg.1	Seg.2	Seg.3	Seg.4	Lap Time	km/h	Local Time
Kikko Galbiati							
							16:08'18.465
1	18.098	35.446	29.807	20.640	1'43.991P	225,9	16:10'02.456
2	12.777	32.299	28.190	20.184	1'33.450	242,7	16:11'35.906
3	12.586	31.970	28.180	20.182	1'32.918	242,7	16:13'08.824
4	12.550	<b>31.793</b>	28.141	20.176	1'32.660	243,2	16:14'41.484
5	12.595	36.094	33.094	22.288	1'44.071	213,4	16:16'25.555
6	12.606	31.935	28.641	20.238	1'33.420	242,7	16:17'58.975
7	12.560	31.889	28.169	20.160	1'32.778	243,8	16:19'31.753
8	12.518	32.056	28.098	20.303	1'32.975	243,8	16:21'04.728
9	12.581	32.126	28.033	20.380	1'33.120	243,8	16:22'37.848
10	<b>12.466</b>	31.834	<b>27.978</b>	20.049	<b>1'32.327</b>	243,8	16:24'10.175
11	13.206	35.013	30.960	20.501	1'39.680	229,3	16:25'49.855
12	12.638	32.035	28.245	20.266	1'33.184	<b>244,9</b>	16:27'23.039

15/11/2018

P = Pits In/Out - C = Lap-Time Cancelled

Powered by FICR PERUGIA TIMING





## Europe PRO + PRO AM - Sectors and Speed Qualifying 2

Autodromo Vallelunga 4.085 m

BEST LAP			
1	8	LIBERATI Edoardo	Lamborghini Super Trofeo 1'31.489
2	5	ZAMPIERI David	Lamborghini Super Trofeo 1'31.600
3	3	SNOEKS Kelvin	Lamborghini Super Trofeo 1'31.793
4	44	BASZ Karol	Lamborghini Super Trofeo 1'31.906
5	33	COLOMBO Stefano	Lamborghini Super Trofeo 1'31.964
6	26	LAGRANGE Niels	Lamborghini Super Trofeo 1'32.157
7	12	LIND Dennis	Lamborghini Super Trofeo 1'32.201
8	34	BONTEMPELLI Lorenzo	Lamborghini Super Trofeo 1'32.258
9	72	GALBIATI Kikko	Lamborghini Super Trofeo 1'32.327
10	29	VETTEL Fabian	Lamborghini Super Trofeo 1'32.460
11	46	MACBETH August	Lamborghini Super Trofeo 1'32.523
12	10	SHAITAR Victor	Lamborghini Super Trofeo 1'32.595
13	71	PEREZ JC	Lamborghini Super Trofeo 1'33.116
14	6	ORTIZ Felipe	Lamborghini Super Trofeo 1'33.472
15	2	LEIPERT Marcel	Lamborghini Super Trofeo 1'33.886
16	39	ABKHAZAVA Shota	Lamborghini Super Trofeo 1'33.984
17	53	MANTOVANI Massimo	Lamborghini Super Trofeo 1'34.067

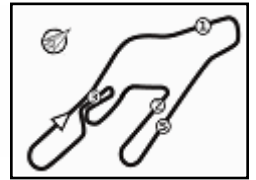
SPEED			
1	8	LIBERATI Edoardo	Lamborghini Super Trofeo 246,6
2	46	MACBETH August	Lamborghini Super Trofeo 246,6
3	44	BASZ Karol	Lamborghini Super Trofeo 246,0
4	26	LAGRANGE Niels	Lamborghini Super Trofeo 246,0
5	12	LIND Dennis	Lamborghini Super Trofeo 245,5
6	3	SNOEKS Kelvin	Lamborghini Super Trofeo 245,5
7	5	ZAMPIERI David	Lamborghini Super Trofeo 245,5
8	53	MANTOVANI Massimo	Lamborghini Super Trofeo 244,9
9	29	VETTEL Fabian	Lamborghini Super Trofeo 244,9
10	72	GALBIATI Kikko	Lamborghini Super Trofeo 244,9
11	71	PEREZ JC	Lamborghini Super Trofeo 244,9
12	6	ORTIZ Felipe	Lamborghini Super Trofeo 244,3
13	10	SHAITAR Victor	Lamborghini Super Trofeo 244,3
14	34	BONTEMPELLI Lorenzo	Lamborghini Super Trofeo 243,8
15	39	ABKHAZAVA Shota	Lamborghini Super Trofeo 243,8
16	2	LEIPERT Marcel	Lamborghini Super Trofeo 243,8
17	33	COLOMBO Stefano	Lamborghini Super Trofeo 242,2

SEG. 1		
1	8	LIBERATI Edoardo 12.011
2	12	LIND Dennis 12.052
3	46	MACBETH August 12.102
4	3	SNOEKS Kelvin 12.118
5	33	COLOMBO Stefano 12.147
6	29	VETTEL Fabian 12.181
7	5	ZAMPIERI David 12.181
8	44	BASZ Karol 12.194
9	26	LAGRANGE Niels 12.196
10	10	SHAITAR Victor 12.200
11	6	ORTIZ Felipe 12.315
12	34	BONTEMPELLI Lorenzo 12.396
13	71	PEREZ JC 12.417
14	72	GALBIATI Kikko 12.466
15	39	ABKHAZAVA Shota 12.467
16	2	LEIPERT Marcel 12.510
17	53	MANTOVANI Massimo 12.637

SEG. 2		
1	8	LIBERATI Edoardo 31.446
2	12	LIND Dennis 31.515
3	44	BASZ Karol 31.534
4	5	ZAMPIERI David 31.561
5	33	COLOMBO Stefano 31.621
6	34	BONTEMPELLI Lorenzo 31.625
7	26	LAGRANGE Niels 31.630
8	3	SNOEKS Kelvin 31.684
9	29	VETTEL Fabian 31.780
10	46	MACBETH August 31.789
11	72	GALBIATI Kikko 31.793
12	10	SHAITAR Victor 31.811
13	71	PEREZ JC 32.043
14	53	MANTOVANI Massimo 32.107
15	39	ABKHAZAVA Shota 32.197
16	6	ORTIZ Felipe 32.240
17	2	LEIPERT Marcel 32.328

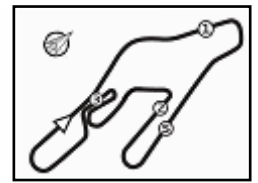
SEG. 3		
1	5	ZAMPIERI David 27.896
2	3	SNOEKS Kelvin 27.961
3	72	GALBIATI Kikko 27.978
4	44	BASZ Karol 28.041
5	33	COLOMBO Stefano 28.050
6	26	LAGRANGE Niels 28.060
7	8	LIBERATI Edoardo 28.099
8	29	VETTEL Fabian 28.161
9	12	LIND Dennis 28.180
10	71	PEREZ JC 28.241
11	34	BONTEMPELLI Lorenzo 28.248
12	46	MACBETH August 28.257
13	6	ORTIZ Felipe 28.397
14	10	SHAITAR Victor 28.435
15	53	MANTOVANI Massimo 28.629
16	2	LEIPERT Marcel 28.651
17	39	ABKHAZAVA Shota 28.654

SEG. 4		
1	8	LIBERATI Edoardo 19.663
2	5	ZAMPIERI David 19.801
3	3	SNOEKS Kelvin 19.843
4	44	BASZ Karol 19.926
5	29	VETTEL Fabian 19.954
6	34	BONTEMPELLI Lorenzo 19.989
7	12	LIND Dennis 20.004
8	26	LAGRANGE Niels 20.005
9	33	COLOMBO Stefano 20.010
10	46	MACBETH August 20.044
11	72	GALBIATI Kikko 20.049
12	10	SHAITAR Victor 20.149
13	71	PEREZ JC 20.184
14	2	LEIPERT Marcel 20.324
15	53	MANTOVANI Massimo 20.397
16	6	ORTIZ Felipe 20.401
17	39	ABKHAZAVA Shota 20.502


**Europe PRO + PRO AM - Ideal Times Qualifying 2**

Autodromo Vallelunga 4.085 m

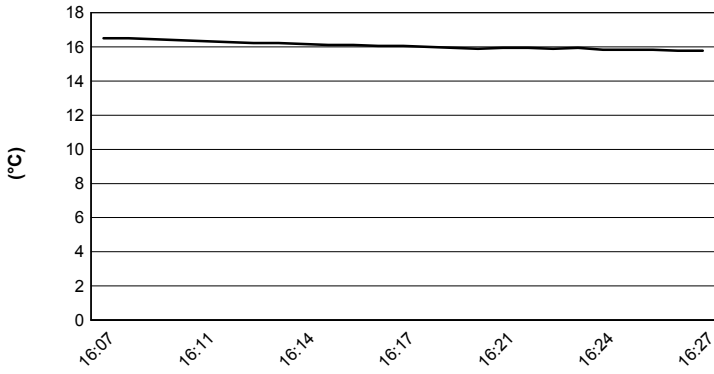
No.	Driver Entrant	Car	Seg. 1	Seg. 2	Seg. 3	Seg. 4	Ideal Time		
			Diff. 1	Diff. 2	Diff. 3	Diff. 4	Best Lap	Pos.	Diff.
1	<b>8 LIBERATI E.</b> (ITA) VS RACING	Lamborghini Super Trofeo	<b>12.011</b> 0.208	<b>31.446</b>	28.099 0.062	<b>19.663</b>	<b>1'31.219</b> 1'31.489	1	0.270
2	<b>5 ZAMPIERI D.</b> (CHE) ANTONELLI MOTORSPORT	Lamborghini Super Trofeo	12.181 0.111	31.561	<b>27.896</b> 0.050	19.801	<b>1'31.439</b> 1'31.600	2	0.161
3	<b>3 SNOEKS K.</b> (DEU) BONALDI MOTORSPORT	Lamborghini Super Trofeo	12.118	31.684	27.961	19.843 0.187	<b>1'31.606</b> 1'31.793	3	0.187
4	<b>44 BASZ K.</b> (POL) IMPERIALE RACING	Lamborghini Super Trofeo	12.194 0.088	31.534 0.102	28.041 0.013	19.926 0.008	<b>1'31.695</b> 1'31.906	4	0.211
5	<b>12 LIND D.</b> (DNK) TARGET RACING	Lamborghini Super Trofeo	12.052 0.058	31.515	28.180 0.243	20.004 0.149	<b>1'31.751</b> 1'32.201	7	0.450
6	<b>33 COLOMBO S.</b> (ITA) IRON LYNX	Lamborghini Super Trofeo	12.147 0.047	31.621 0.089	28.050	20.010	<b>1'31.828</b> 1'31.964	5	0.136
7	<b>26 LAGRANGE N.</b> (BEL) LEIPERT MOTORSPORT	Lamborghini Super Trofeo	12.196 0.029	31.630 0.100	28.060	20.005 0.137	<b>1'31.891</b> 1'32.157	6	0.266
8	<b>29 VETTEL F.</b> (DEU) KONRAD MOTORSPORT	Lamborghini Super Trofeo	12.181 0.123	31.780 0.138	28.161	19.954 0.123	<b>1'32.076</b> 1'32.460	10	0.384
9	<b>46 MACBETH A.</b> (DEU) VS RACING	Lamborghini Super Trofeo	12.102	31.789 0.270	28.257 0.061	20.044	<b>1'32.192</b> 1'32.523	11	0.331
10	<b>34 BONTEMPELLI L.</b> (ITA) IRON LYNX	Lamborghini Super Trofeo	12.396	31.625	28.248	19.989	<b>1'32.258</b> 1'32.258	8	
11	<b>72 GALBIATI K.</b> (ITA) ANTONELLI MOTORSPORT	Lamborghini Super Trofeo	12.466	31.793 0.041	27.978	20.049	<b>1'32.286</b> 1'32.327	9	0.041
12	<b>10 SHAITAR V.</b> (RUS) TARGET RACING	Lamborghini Super Trofeo	12.200	31.811	28.435	20.149	<b>1'32.595</b> 1'32.595	12	
13	<b>71 PEREZ J.</b> (USA) P1 MOTORSPORT	Lamborghini Super Trofeo	12.417 0.095	32.043 0.001	28.241 0.135	20.184	<b>1'32.885</b> 1'33.116	13	0.231
14	<b>6 ORTIZ F.</b> (BRA) VS RACING	Lamborghini Super Trofeo	12.315 0.078	32.240 0.041	28.397	20.401	<b>1'33.353</b> 1'33.472	14	0.119
15	<b>53 MANTOVANI M.</b> (ITA) IMPERIALE RACING	Lamborghini Super Trofeo	12.637 0.040	32.107 0.257	28.629	20.397	<b>1'33.770</b> 1'34.067	17	0.297
16	<b>2 LEIPERT M.</b> (DEU) LEIPERT MOTORSPORT	Lamborghini Super Trofeo	12.510 0.027	32.328	28.651 0.042	20.324 0.004	<b>1'33.813</b> 1'33.886	15	0.073
17	<b>39 ABKHAZAVA S.</b> (GEO) ARTLINE TEAM GEORGIA	Lamborghini Super Trofeo	12.467	32.197	28.654 0.164	20.502	<b>1'33.820</b> 1'33.984	16	0.164
<b>Overall Ideal Time</b>			12.011	31.446	27.896	19.663	<b>1'31.016</b>		



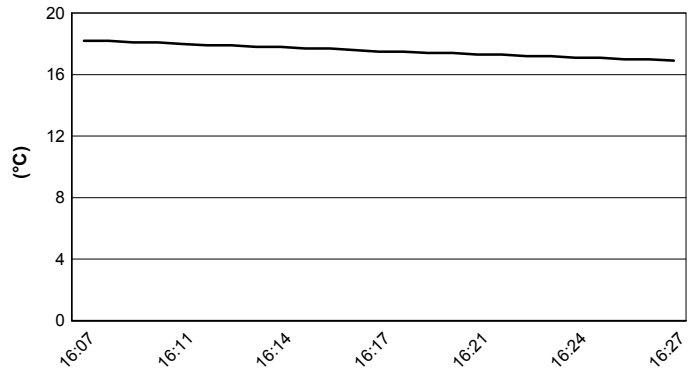
Autodromo Vallelunga 4.085 m

**Europe PRO + PRO AM - Weather Report Qualifying 2**  
 Session started 16:07 - Session ended 16:28

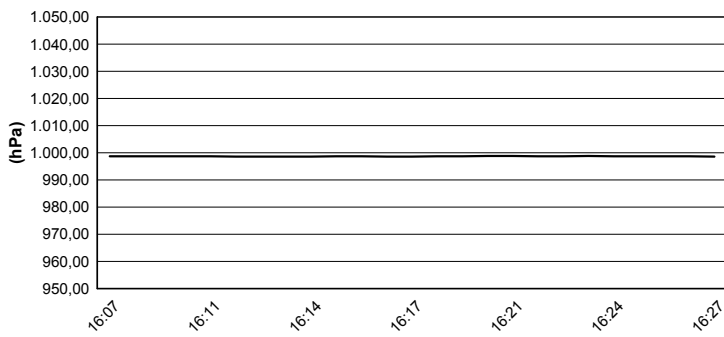
**Air Temperature**



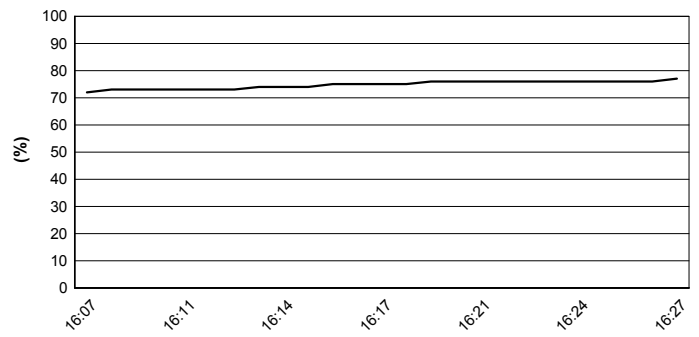
**Track Temperature**



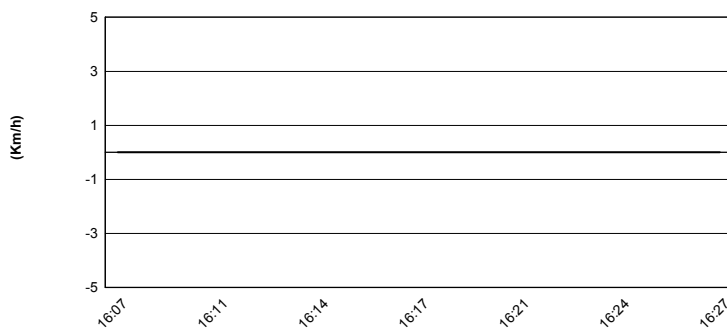
**Air Pressure**



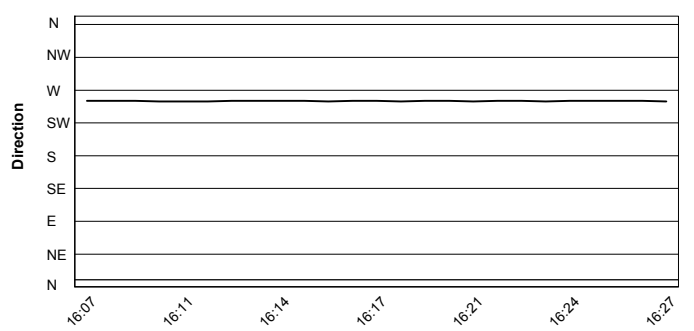
**Humidity**



**Wind Speed**



**Wind Direction**



15/11/2018