

Autodromo Vallelunga 4.085 m

Europe PRO + PRO AM - Results Qualifying 1

No.	Driver	Nat	Entrant	Team	Car	Class	Time	Gap	Rel.	Laps
1	5 ALTOÈ Giacomo	ITA	Antonelli Motorsport	Antonelli Motorsport (ITA)	Lamborghini Super Trofeo	E-P	1'31.235			8
2	3 PULL James	GBR	Bonaldi Motorsport	Bonaldi Motorsport (ITA)	Lamborghini Super Trofeo	E-P	1'31.397	0.162	0.162	5
3	34 ZONZINI Emanuele	RSM	Iron Lynx	Iron Lynx (ITA)	Lamborghini Super Trofeo	E-PA	1'31.421	0.186	0.024	8
4	71 SPINELLI Loris	ITA	P1 Motorsport	P1 Motorsport (USA)	Lamborghini Super Trofeo	E-PA	1'31.569	0.334	0.148	6
5	44 POSTIGLIONE Vito	ITA	Imperiale Racing	Imperiale Racing (ITA)	Lamborghini Super Trofeo	E-P	1'31.588	0.353	0.019	7
6	26 SCHANDORFF Frederik	DNK	Leipert Motorsport	Leipert Motorsport (DEU)	Lamborghini Super Trofeo	E-P	1'31.698	0.463	0.110	10
7	29 JEFFRIES Axcil	ZWE	Konrad Motorsport	Konrad Motorsport (AUT)	Lamborghini Super Trofeo	E-P	1'31.787	0.552	0.089	7
8	72 DE NARDA Joffrey	FRA	Antonelli Motorsport	Antonelli Motorsport (ITA)	Lamborghini Super Trofeo	E-P	1'32.114	0.879	0.327	9
9	2 LEFTEROV Pavel	BUL	Leipert Motorsport	Leipert Motorsport (DEU)	Lamborghini Super Trofeo	E-PA	1'32.133	0.898	0.019	9
10	39 AFANASIEV Sergej	RUS	ArtLine Team Georgia	ArtLine Team Georgia (GEO)	Lamborghini Super Trofeo	E-PA	1'32.229	0.994	0.096	7
11	10 BOGUSLAVSKIY Timur	RUS	Target Racing	Nefis by Target Racing (ITA)	Lamborghini Super Trofeo	E-P	1'32.240	1.005	0.011	10
12	33 LINOSSI Francesca	ITA	Iron Lynx	Iron Lynx (ITA)	Lamborghini Super Trofeo	E-PA	1'32.419	1.184	0.179	8
13	6 TUJULA Tuomas	FIN	VS Racing	VS Racing (ITA)	Lamborghini Super Trofeo	E-P	1'32.641	1.406	0.222	8
14	46 KASAI Takashi	ITA	VS Racing	VS Racing (ITA)	Lamborghini Super Trofeo	E-PA	1'32.767	1.532	0.126	10
15	53 VENDITTI Davide	ITA	Imperiale Racing	Imperiale Racing (ITA)	Lamborghini Super Trofeo	E-PA	1'32.852	1.617	0.085	11
16	12 LARSSON Simon	SWE	Target Racing	Target Racing (ITA)	Lamborghini Super Trofeo	E-PA	1'33.317	2.082	0.465	9
17	8 KOLLER Hans-Peter	CHE	VS Racing	VS Racing (ITA)	Lamborghini Super Trofeo	E-PA	1'33.797	2.562	0.480	9

Humidity:	69%	Air:	17°C
Condition:	Dry	Temp:	19°C

Race Director : Daniele Galbiati

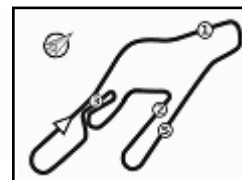
Clerk of the Course : Ferrari Alessandro

Start 15:37
End 15:58

The results are provisional until the end of the time limit for protests and appeals and the completion of the technical checks.

Powered by FICR PERUGIA TIMING





Europe PRO + PRO AM - Chronological Analysis Qualifying 1

Autodromo Vallelunga 4.085 m

2 / 2

5	12.364	31.767	28.186	20.102	1'32.419	242,7	15:47'53.599
6	12.286	31.724	28.340	20.331	1'32.681	242,7	15:49'26.280
7	12.344	31.832	28.275	20.046	1'32.497	242,2	15:50'58.777
8	12.403	31.991	31.703	21.538	1'37.635	242,7	15:52'36.412

4	12.930	32.378	28.680	20.638	1'34.626	244,3	15:45'44.372
5	12.411	32.010	28.542	20.498	1'33.461	243,8	15:47'17.833
6	12.548	32.984	28.630	2'04.859	3'19.021P	241,1	15:50'36.854
7	15.105	32.644	29.487	20.760	1'37.996P	242,2	15:52'14.850
8	12.565	31.953	28.640	20.564	1'33.722	243,2	15:53'48.572
9	12.540	32.195	28.766	20.514	1'34.015	243,8	15:55'22.587
10	12.491	31.856	28.366	20.139	1'32.852	243,8	15:56'55.439
11	12.413	31.914	28.303	20.842	1'33.472	243,8	15:58'28.911

34 Iron Lynx (1'31.421)

Lap	Seg.1	Seg.2	Seg.3	Seg.4	Lap Time	km/h	Local Time
Emanuele Zonzini							
15:37'17.215							

1	20.696	39.960	35.433	2'10.045	3'46.134P	198,5	15:41'03.349
2	17.849	34.617	29.621	20.808	1'42.895P	198,2	15:42'46.244
3	12.464	31.724	28.756	20.040	1'32.984	243,2	15:44'19.228
4	12.376	31.659	28.296	19.771	1'32.102	243,8	15:45'51.330
5	12.371	31.444	27.868	19.738	1'31.421	243,2	15:47'22.751
6	12.630	34.933	30.165	20.005	1'37.733	224,1	15:49'00.484
7	12.247	31.477	27.977	19.892	1'31.593	243,2	15:50'32.077
8	12.288	31.568	27.888	19.788	1'31.532	243,8	15:52'03.609

39 ArtLine Team Georgia (1'32.229)

Lap	Seg.1	Seg.2	Seg.3	Seg.4	Lap Time	km/h	Local Time
Sergej Afanasiev							
15:42'03.731							

1	18.767	38.511	32.132	21.023	1'50.433P	225,0	15:43'54.164
2	12.841	32.315	29.474	20.048	1'34.678	242,7	15:45'28.842
3	12.258	31.947	28.336	20.105	1'32.646	243,8	15:47'01.488
4	12.183	31.753	28.302	20.071	1'32.309	244,3	15:48'33.797
5	12.738	38.130	31.912	20.847	1'43.627	186,5	15:50'17.424
6	12.341	31.911	28.753	20.974	1'33.979	243,8	15:51'51.403
7	12.180	31.785	28.268	19.996	1'32.229	244,3	15:53'23.632

44 Imperiale Racing (1'31.588)

Lap	Seg.1	Seg.2	Seg.3	Seg.4	Lap Time	km/h	Local Time
Vito Postiglione							
15:37'06.245							

1	22.313	46.539	34.335	3'11.265	4'54.452P	142,9	15:42'00.697
2	18.208	37.259	31.277	20.334	1'47.078P	213,0	15:43'47.775
3	12.125	31.491	28.242	19.923	1'31.781	243,2	15:45'19.556
4	12.205	31.447	28.049	19.887	1'31.588	243,8	15:46'51.144
5	12.118	31.533	28.011	20.080	1'31.742	243,8	15:48'22.886
6	12.258	36.655	34.055	23.100	1'46.068	208,1	15:50'08.954
7	12.172	31.675	31.248	20.517	1'35.612	243,8	15:51'44.566

46 VS Racing (1'32.767)

Lap	Seg.1	Seg.2	Seg.3	Seg.4	Lap Time	km/h	Local Time
Takashi Kasai							
15:37'38.137							

1	19.434	40.490	36.588	22.600	1'59.112P	169,3	15:39'37.249
2	13.184	34.550	31.843	20.699	1'40.276	241,1	15:41'17.525
3	12.371	32.247	28.882	20.252	1'33.752	244,9	15:42'51.277
4	12.241	32.093	28.493	20.068	1'32.895	246,0	15:44'24.172
5	12.240	31.982	28.449	20.096	1'32.767	244,9	15:45'56.939
6	12.256	32.153	28.552	20.274	1'33.235	244,9	15:47'30.174
7	12.262	36.969	32.166	20.638	1'42.035	214,7	15:49'12.209
8	13.846	33.895	30.658	20.803	1'39.202	242,2	15:50'51.411
9	12.315	32.303	28.708	20.277	1'33.603	244,9	15:52'25.014
10	12.296	32.292	28.485	20.170	1'33.243	244,9	15:53'58.257

53 Imperiale Racing (1'32.852)

Lap	Seg.1	Seg.2	Seg.3	Seg.4	Lap Time	km/h	Local Time
Davide Venditti							
15:37'11.290							

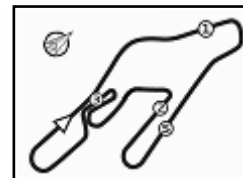
1	18.803	46.405	36.211	2'00.925	3'42.344P	138,8	15:40'53.634
2	16.285	32.973	31.611	20.953	1'41.822P	241,1	15:42'35.456
3	12.818	31.984	28.806	20.682	1'34.290	243,2	15:44'09.746

15/11/2018

P = Pits In/Out - C = Lap-Time Cancelled

Powered by FICR PERUGIA TIMING





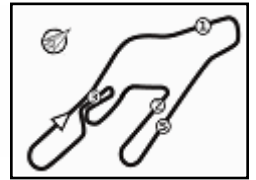
Europe PRO + PRO AM - Sectors and Speed Qualifying 1

Autodromo Vallelunga 4.085 m

BEST LAP			
1	5 ALTOÈ Giacomo	Lamborghini Super Trofeo	1'31.235
2	3 PULL James	Lamborghini Super Trofeo	1'31.397
3	34 ZONZINI Emanuele	Lamborghini Super Trofeo	1'31.421
4	71 SPINELLI Loris	Lamborghini Super Trofeo	1'31.569
5	44 POSTIGLIONE Vito	Lamborghini Super Trofeo	1'31.588
6	26 SCHANDORFF Frederik	Lamborghini Super Trofeo	1'31.698
7	29 JEFFRIES Axcil	Lamborghini Super Trofeo	1'31.787
8	72 DE NARDA Joffrey	Lamborghini Super Trofeo	1'32.114
9	2 LEFTEROV Pavel	Lamborghini Super Trofeo	1'32.133
10	39 AFANASIEV Sergej	Lamborghini Super Trofeo	1'32.229
11	10 BOGUSLAVSKIY Timur	Lamborghini Super Trofeo	1'32.240
12	33 LINOSSI Francesca	Lamborghini Super Trofeo	1'32.419
13	6 TUJULA Tuomas	Lamborghini Super Trofeo	1'32.641
14	46 KASAI Takashi	Lamborghini Super Trofeo	1'32.767
15	53 VENDITTI Davide	Lamborghini Super Trofeo	1'32.852
16	12 LARSSON Simon	Lamborghini Super Trofeo	1'33.317
17	8 KOLLER Hans-Peter	Lamborghini Super Trofeo	1'33.797

SPEED			
1	46 KASAI Takashi	Lamborghini Super Trofeo	246,0
2	5 ALTOÈ Giacomo	Lamborghini Super Trofeo	245,5
3	8 KOLLER Hans-Peter	Lamborghini Super Trofeo	245,5
4	3 PULL James	Lamborghini Super Trofeo	245,5
5	39 AFANASIEV Sergej	Lamborghini Super Trofeo	244,3
6	29 JEFFRIES Axcil	Lamborghini Super Trofeo	244,3
7	71 SPINELLI Loris	Lamborghini Super Trofeo	244,3
8	26 SCHANDORFF Frederik	Lamborghini Super Trofeo	244,3
9	6 TUJULA Tuomas	Lamborghini Super Trofeo	244,3
10	44 POSTIGLIONE Vito	Lamborghini Super Trofeo	244,3
11	12 LARSSON Simon	Lamborghini Super Trofeo	244,3
12	53 VENDITTI Davide	Lamborghini Super Trofeo	244,3
13	2 LEFTEROV Pavel	Lamborghini Super Trofeo	243,8
14	34 ZONZINI Emanuele	Lamborghini Super Trofeo	243,8
15	10 BOGUSLAVSKIY Timur	Lamborghini Super Trofeo	243,8
16	33 LINOSSI Francesca	Lamborghini Super Trofeo	242,7
17	72 DE NARDA Joffrey	Lamborghini Super Trofeo	242,7

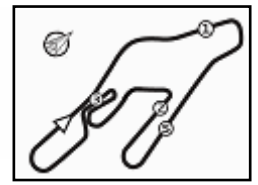
SEG. 1			SEG. 2			SEG. 3			SEG. 4		
1	2 LEFTEROV Pavel	12.099	1	3 PULL James	31.420	1	5 ALTOÈ Giacomo	27.704	1	3 PULL James	19.730
2	5 ALTOÈ Giacomo	12.111	2	5 ALTOÈ Giacomo	31.432	2	71 SPINELLI Loris	27.821	2	34 ZONZINI Emanuele	19.738
3	44 POSTIGLIONE Vito	12.115	3	34 ZONZINI Emanuele	31.444	3	34 ZONZINI Emanuele	27.868	3	5 ALTOÈ Giacomo	19.754
4	3 PULL James	12.126	4	29 JEFFRIES Axcil	31.446	4	26 SCHANDORFF Frederik	27.961	4	29 JEFFRIES Axcil	19.846
5	71 SPINELLI Loris	12.149	5	44 POSTIGLIONE Vito	31.447	5	29 JEFFRIES Axcil	27.987	5	72 DE NARDA Joffrey	19.874
6	26 SCHANDORFF Frederik	12.168	6	71 SPINELLI Loris	31.557	6	72 DE NARDA Joffrey	27.991	6	26 SCHANDORFF Frederik	19.878
7	39 AFANASIEV Sergej	12.180	7	26 SCHANDORFF Frederik	31.558	7	10 BOGUSLAVSKIY Timur	28.005	7	71 SPINELLI Loris	19.886
8	6 TUJULA Tuomas	12.185	8	10 BOGUSLAVSKIY Timur	31.711	8	44 POSTIGLIONE Vito	28.011	8	44 POSTIGLIONE Vito	19.887
9	10 BOGUSLAVSKIY Timur	12.191	9	2 LEFTEROV Pavel	31.714	9	3 PULL James	28.111	9	39 AFANASIEV Sergej	19.996
10	46 KASAI Takashi	12.240	10	33 LINOSSI Francesca	31.724	10	33 LINOSSI Francesca	28.116	10	2 LEFTEROV Pavel	20.043
11	34 ZONZINI Emanuele	12.247	11	39 AFANASIEV Sergej	31.753	11	2 LEFTEROV Pavel	28.159	11	33 LINOSSI Francesca	20.046
12	72 DE NARDA Joffrey	12.275	12	72 DE NARDA Joffrey	31.786	12	6 TUJULA Tuomas	28.198	12	46 KASAI Takashi	20.068
13	33 LINOSSI Francesca	12.286	13	8 KOLLER Hans-Peter	31.827	13	39 AFANASIEV Sergej	28.268	13	10 BOGUSLAVSKIY Timur	20.086
14	8 KOLLER Hans-Peter	12.336	14	53 VENDITTI Davide	31.856	14	53 VENDITTI Davide	28.303	14	8 KOLLER Hans-Peter	20.115
15	29 JEFFRIES Axcil	12.363	15	6 TUJULA Tuomas	31.975	15	12 LARSSON Simon	28.376	15	6 TUJULA Tuomas	20.137
16	53 VENDITTI Davide	12.411	16	46 KASAI Takashi	31.982	16	46 KASAI Takashi	28.449	16	53 VENDITTI Davide	20.139
17	12 LARSSON Simon	12.589	17	12 LARSSON Simon	32.031	17	8 KOLLER Hans-Peter	28.968	17	12 LARSSON Simon	20.250



Europe PRO + PRO AM - Ideal Times Qualifying 1

Autodromo Vallelunga 4.085 m

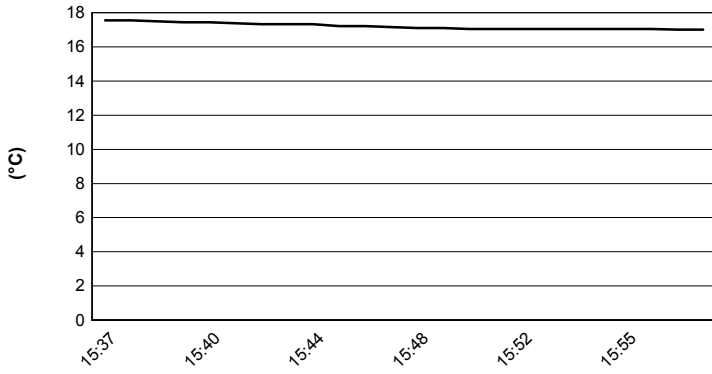
No.	Driver Entrant	Car	Seg. 1	Seg. 2	Seg. 3	Seg. 4	Ideal Time		
			Diff. 1	Diff. 2	Diff. 3	Diff. 4	Best Lap	Pos.	Diff.
1	5 ALTOÈ G. (ITA) ANTONELLI MOTORSPORT	Lamborghini Super Trofeo	12.111 0.111	31.432 0.053	27.704	19.754 0.070	1'31.001 1'31.235	1	0.234
2	34 ZONZINI E. (RSM) IRON LYNX	Lamborghini Super Trofeo	12.247 0.124	31.444	27.868	19.738	1'31.297 1'31.421	3	0.124
3	3 PULL J. (GBR) BONALDI MOTORSPORT	Lamborghini Super Trofeo	12.126 0.004	31.420 0.006	28.111	19.730	1'31.387 1'31.397	2	0.010
4	71 SPINELLI L. (ITA) P1 MOTORSPORT	Lamborghini Super Trofeo	12.149	31.557 0.104	27.821	19.886 0.052	1'31.413 1'31.569	4	0.156
5	44 POSTIGLIONE V. (ITA) IMPERIALE RACING	Lamborghini Super Trofeo	12.115 0.090	31.447	28.011 0.038	19.887	1'31.460 1'31.588	5	0.128
6	26 SCHANDORFF F. (DNK) LEIPERT MOTORSPORT	Lamborghini Super Trofeo	12.168	31.558 0.029	27.961 0.098	19.878 0.006	1'31.565 1'31.698	6	0.133
7	29 JEFFRIES A. (ZWE) KONRAD MOTORSPORT	Lamborghini Super Trofeo	12.363 0.008	31.446	27.987 0.137	19.846	1'31.642 1'31.797	7	0.145
8	72 DE NARDA J. (FRA) ANTONELLI MOTORSPORT	Lamborghini Super Trofeo	12.275	31.786 0.035	27.991	19.874 0.153	1'31.926 1'32.114	8	0.188
9	10 BOGUSLAVSKIY T. (RUS) TARGET RACING	Lamborghini Super Trofeo	12.191	31.711 0.120	28.005 0.127	20.086	1'31.993 1'32.240	11	0.247
10	2 LEFTEROV P. (BUL) LEIPERT MOTORSPORT	Lamborghini Super Trofeo	12.099 0.004	31.714 0.051	28.159 0.009	20.043 0.054	1'32.015 1'32.133	9	0.118
11	33 LINOSSI F. (ITA) IRON LYNX	Lamborghini Super Trofeo	12.286 0.078	31.724 0.043	28.116 0.070	20.046 0.056	1'32.172 1'32.419	12	0.247
12	39 AFANASIEV S. (RUS) ARTLINE TEAM GEORGIA	Lamborghini Super Trofeo	12.180	31.753 0.032	28.268	19.996	1'32.197 1'32.229	10	0.032
13	6 TUJULA T. (FIN) VS RACING	Lamborghini Super Trofeo	12.185	31.975	28.198 0.146	20.137	1'32.495 1'32.641	13	0.146
14	53 VENDITTI D. (ITA) IMPERIALE RACING	Lamborghini Super Trofeo	12.411 0.080	31.856	28.303 0.063	20.139	1'32.709 1'32.852	15	0.143
15	46 KASAI T. (ITA) VS RACING	Lamborghini Super Trofeo	12.240	31.982	28.449	20.068 0.028	1'32.739 1'32.767	14	0.028
16	12 LARSSON S. (SWE) TARGET RACING	Lamborghini Super Trofeo	12.589	32.031	28.376	20.250 0.071	1'33.246 1'33.317	16	0.071
17	8 KOLLER H. (CHE) VS RACING	Lamborghini Super Trofeo	12.336 0.085	31.827 0.360	28.968 0.054	20.115 0.052	1'33.246 1'33.797	17	0.551
Overall Ideal Time			12.099	31.420	27.704	19.730	1'30.953		



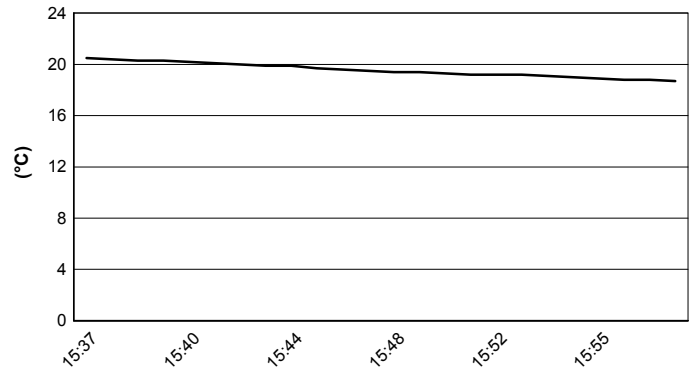
Autodromo Vallelunga 4.085 m

Europe PRO + PRO AM - Weather Report Qualifying 1
 Session started 15:37 - Session ended 15:58

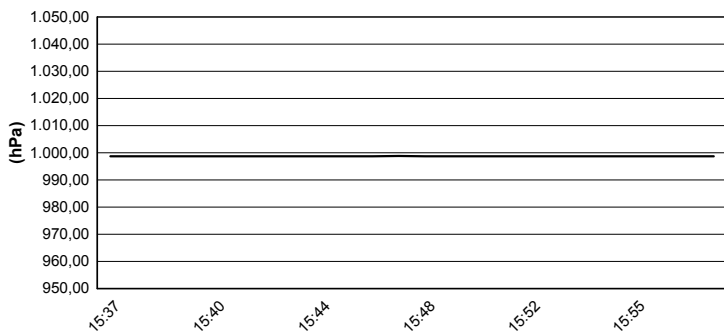
Air Temperature



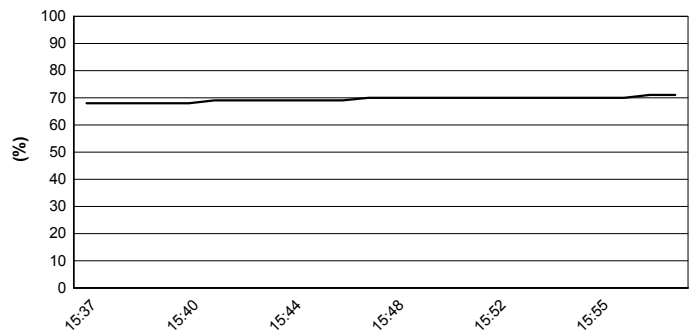
Track Temperature



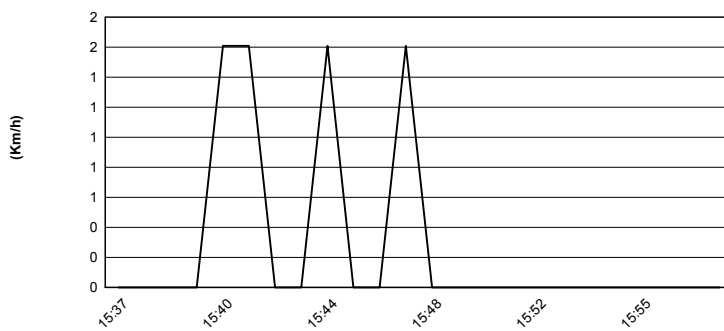
Air Pressure



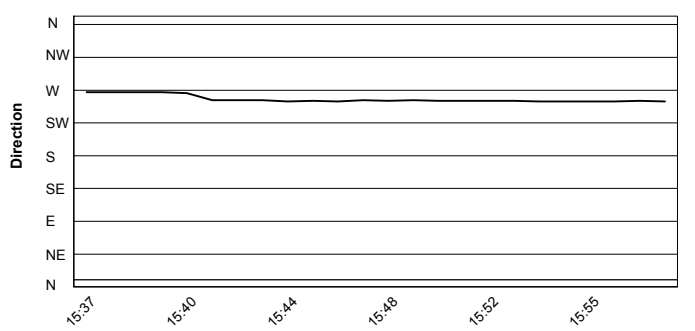
Humidity



Wind Speed



Wind Direction



15/11/2018