

YAS RACING SERIES - ROUND 3

LAMBORGHINI SUPER TROFEO ME
Final Results QUALIFYING 2

31 January - 3 February 2018
FULL GP - Main Start / Main Pit In - 5555 mtr.

Pos	Nbr	Name	Cls	PIC	Fastest	In	Gap	Diff	Laps	Km/h
1	78	Giacomo ALTOE	PRO AM	1	2:10.026	8			9	153.80
2	5	Jack BARTHOLOMEW	PRO	1	2:10.331	6	0.305	0.305	9	153.44
3	7	Rik BREUKERS	PRO	2	2:10.378	4	0.352	0.047	7	153.38
4	55	Taylor PROTO	AM	1	2:10.691	3	0.665	0.313	5	153.02
5	67	Andrzej LEWANDOWSKI	AM	2	2:12.692	3	2.666	2.001	7	150.71
6	26	John-Louis JASPER	PRO AM	2	2:12.861	6	2.835	0.169	8	150.52
7	77	Meisam TAHERI	PRO AM	3	2:12.863	8	2.837	0.002	9	150.52
8	11	Karrie SCHREINER	PRO AM	4	2:12.987	7	2.961	0.124	9	150.38
9	15	Conrad GRUNEWALD	LC	1	2:13.778	5	3.752	0.791	7	149.49
10	51	Grzegorz MOCZULSKI	PRO AM	5	2:14.657	4	4.631	0.879	7	148.51
11	98	Gerard van der HORST	LC	2	2:15.038	8	5.012	0.381	9	148.09
12	71	John IOSSIFIDIS	LC	3	2:16.680	3	6.654	1.642	9	146.31
13	28	Tim RICHARDS	LC	4	2:17.416	7	7.390	0.736	8	145.53




Car # 51 Fastest Lap Time Deleted - Crossing The White Line at Pit Exit
 Car # 67 Fastest Lap time Deleted - Not Respecting Track Limits
 Car # 7 Fastest Lap Time Deleted - Not Respecting Track Limits

Fastest time : 2:10.026 in lap 8 by nbr. 78 : Giacomo ALTOE ()

Publication-time

Results and lap times : www.getraceresults.com

Timekeeping by : Time Service BV - Holland

Steward  SPOR A. Tibiletti 48825	Steward 	Steward 	YAS MARINA CIRCUIT كلية فرستي ياس
Page 1 of 1			

LAMBORGHINI SUPER TROFEO ME
Sector Analyse - QUALIFYING 2

31 January - 3 February 2018
FULL GP - Main Start / Main Pit In - 5555 mtr.

Pos	Nbr	Name / Team name	Sector 1			Sector 2			Sector 3			Theoretical best	Actual best	In
			time	Lap	pos	time	Lap	pos	time	Lap	pos			
1	78	Giacomo ALTOE	23.318	6	2	53.194	9	1	53.290	5	1	2:09.802	2:10.026	8
2	5	Jack BARTHOLOMEW	23.363	5	3	53.364	6	4	53.372	6	2	2:10.099	2:10.331	6
3	7	Rik BREUKERS	23.262	7	1	53.334	3	2	53.388	4	3	2:09.984	2:10.378	4
4	55	Taylor PROTO	23.570	4	4	53.358	3	3	53.646	3	4	2:10.574	2:10.691	3
5	67	Andrzej LEWANDOWSKI	23.656	3	5	53.909	4	7	54.674	3	5	2:12.239	2:12.692	3
6	26	John-Louis JASPER	23.893	8	6	53.871	7	6	54.682	6	6	2:12.446	2:12.861	6
7	77	Meisam TAHERI	23.955	4	8	54.013	8	8	54.797	2	7	2:12.765	2:12.863	8
8	11	Karrie SCHREINER	23.894	7	7	53.757	5	5	55.126	3	8	2:12.777	2:12.987	7
9	15	Conrad GRUNEWALD	24.031	6	9	54.523	5	10	55.215	5	10	2:13.769	2:13.778	5
10	51	Grzegorz MOCZULSKI	24.277	4	11	54.376	3	9	55.326	3	11	2:13.979	2:14.657	4
11	98	Gerard van der HORST	24.183	6	10	54.840	5	11	55.179	8	9	2:14.202	2:15.038	8
12	71	John IOSSIFIDIS	24.922	8	12	55.307	3	12	56.243	3	12	2:16.472	2:16.680	3
13	28	Tim RICHARDS	25.246	3	13	55.386	4	13	56.687	7	13	2:17.319	2:17.416	7

LAMBORGHINI SUPER TROFEO ME Laps and Sector Times - QUALIFYING 2

31 January - 3 February 2018
FULL GP - Main Start / Main Pit In - 5555 mtr.

5 Jack BARTHOLOMEW																			
lap	Sect-1	Speed	Sect-2	Speed	Sect-3	Speed	TopSpeed	laptime	pit	lap	Sect-1	Speed	Sect-2	Speed	Sect-3	Speed	Topspeed	laptime	pit
1	Out		54.668	269.3	54.019	244.3		2:25.519		6	23.595		53.364	275.5	53.372	248.3		2:10.331	
2	23.436		53.556	272.0	53.495	242.2		2:10.487		7	23.435		54.093	272.7	53.564	242.7		2:11.092	
3	23.389		58.290	236.3	57.802	205.7		2:19.481		8	23.495		53.783	272.0	53.880	248.3		2:11.158	
4	23.387		1:04.332	272.7	57.738	191.8		2:25.457		9	23.505		53.821	273.4		247.7		2:16.275	
5	23.363		53.821	274.8	53.706	246.6		2:10.890		10									

7 Rik BREUKERS																			
lap	Sect-1	Speed	Sect-2	Speed	Sect-3	Speed	TopSpeed	laptime	pit	lap	Sect-1	Speed	Sect-2	Speed	Sect-3	Speed	Topspeed	laptime	pit
1	Out		54.235	272.0	58.152	251.7		2:27.103		5	23.477		53.686	274.1	53.984	246.0		2:11.147	
2	40.100		54.754	271.4	53.793	262.1		2:28.647		6	23.363		53.714	273.4	53.773	259.6		2:10.850	
3	23.445		53.334	274.8	55.074	266.0		2:11.853		7	2:35.675		56.322	248.3		216.9		4:31.198	
4	23.566		53.424	274.8	53.388	254.7		2:10.378		8									

11 Karrie SCHREINER																			
lap	Sect-1	Speed	Sect-2	Speed	Sect-3	Speed	TopSpeed	laptime	pit	lap	Sect-1	Speed	Sect-2	Speed	Sect-3	Speed	Topspeed	laptime	pit
1	Out		1:09.496	180.9	57.635	177.9		2:47.197		6	24.012		54.175	270.7	55.319	243.8		2:13.506	
2	24.062		55.510	264.1	55.350	239.5		2:14.922		7	23.894		53.912	272.7	55.181	261.5		2:12.987	
3	24.314		54.406	268.0	55.126	257.8		2:13.846		8	23.914		53.891	272.0	55.287	261.5		2:13.092	
4	24.159		54.331	270.0	55.340	251.7		2:13.830		9	25.926		56.473	235.3		212.6		2:22.147	
5	24.019		53.757	272.0	55.315	259.0		2:13.091		10									

15 Conrad GRUNEWALD																			
lap	Sect-1	Speed	Sect-2	Speed	Sect-3	Speed	TopSpeed	laptime	pit	lap	Sect-1	Speed	Sect-2	Speed	Sect-3	Speed	Topspeed	laptime	pit
1	Out		55.302	264.1	1:02.525	242.2		2:35.015		5	24.040		54.523	262.1	55.215	234.8		2:13.778	
2	25.415		56.798	225.9	56.398	198.9		2:18.611		6	24.031		54.541	262.8	1:02.876	243.2		2:21.448	
3	24.359		54.994	270.7	56.920	240.0		2:16.273		7	31.497		1:08.476	141.7		168.5		2:52.886	
4	24.138		57.885	271.4	57.177	232.3		2:19.200		8									

26 John-Louis JASPER																			
lap	Sect-1	Speed	Sect-2	Speed	Sect-3	Speed	TopSpeed	laptime	pit	lap	Sect-1	Speed	Sect-2	Speed	Sect-3	Speed	Topspeed	laptime	pit
1	Out		1:01.817	215.1	58.245	219.1		2:38.906		5	24.329		54.487	270.7	59.894	270.7		2:18.710	
2	24.216		54.503	272.0	55.566	260.2		2:14.285		6	24.073		54.106	268.0	54.682	248.8		2:12.861	
3	24.164		55.448	271.4	54.790	264.1		2:14.402		7	24.322		53.871	272.0	54.682	260.2		2:12.875	
4	23.950		54.772	272.0	55.279	268.0		2:14.001		8	23.893		54.192	272.7	55.424	262.1		2:13.509	

28 Tim RICHARDS																			
lap	Sect-1	Speed	Sect-2	Speed	Sect-3	Speed	TopSpeed	laptime	pit	lap	Sect-1	Speed	Sect-2	Speed	Sect-3	Speed	Topspeed	laptime	pit
1	Out		57.641	265.4	58.864	216.0		2:32.869		5	25.588		55.577	270.0		243.2		2:22.421	
2	25.689		56.150	268.7	57.490	244.9		2:19.329		6	Out		56.725	253.5	59.348	249.4		3:53.786	P
3	25.246		55.852	269.3	57.271	240.5		2:18.369		7	25.301		55.428	264.7	56.687	248.3		2:17.416	
4	25.270		55.386	268.7	57.269	252.9		2:17.925		8	28.573		1:08.287	162.2		187.8		2:47.853	

51 Grzegorz MOCZULSKI																			
lap	Sect-1	Speed	Sect-2	Speed	Sect-3	Speed	TopSpeed	laptime	pit	lap	Sect-1	Speed	Sect-2	Speed	Sect-3	Speed	Topspeed	laptime	pit
1	Out		56.282	260.9	57.704	233.3		2:33.858		5	24.363		54.602	274.8	55.829	262.8		2:14.794	
2	24.895		56.163	271.4	55.952	213.0		2:17.010		6	24.398		55.240	274.1	55.641	254.1		2:15.279	
3	2:38.275		54.560	275.5	55.326	252.3		4:28.161		7	24.449		55.008	273.4		247.1		2:19.651	
4	24.277		54.838	276.9	55.542	245.5		2:14.657		8									

55 Taylor PROTO																			
lap	Sect-1	Speed	Sect-2	Speed	Sect-3	Speed	TopSpeed	laptime	pit	lap	Sect-1	Speed	Sect-2	Speed	Sect-3	Speed	Topspeed	laptime	pit
1	Out		54.632	260.2	54.262	233.8		2:25.019		4	23.570		53.376	274.1		254.7		2:18.531	
2	23.763		53.492	273.4	53.894	243.8		2:11.149		5	Out		59.711	230.8	In	184.6		10:51.812	P
3	23.687		53.358	274.1	53.646	248.8		2:10.691		6									

67 Andrzej LEWANDOWSKI																			
lap	Sect-1	Speed	Sect-2	Speed	Sect-3	Speed	TopSpeed	laptime	pit	lap	Sect-1	Speed	Sect-2	Speed	Sect-3	Speed	Topspeed	laptime	pit
1	Out		55.736	268.0	57.729	245.5		2:30.753		5	23.717		54.104	268.0	55.678	242.7		2:13.499	
2	24.158		54.310	264.7	54.791	261.5		2:13.259		6	24.426		1:01.061	231.3	1:00.626	221.3		2:26.113	
3	23.656		54.362	268.0	54.674	252.3		2:12.692		7	23.902		54.525	273.4		254.7		2:19.593	
4	2:36.236		54.158	272.7	54.727	268.0		4:25.121		8									

LAMBORGHINI SUPER TROFEO ME Laps and Sector Times - QUALIFYING 2

31 January - 3 February 2018
FULL GP - Main Start / Main Pit In - 5555 mtr.

71 John IOSSIFIDIS																			
lap	Sect-1	Speed	Sect-2	Speed	Sect-3	Speed	TopSpeed	laptime	pit	lap	Sect-1	Speed	Sect-2	Speed	Sect-3	Speed	Topspeed	laptime	pit
1	Out		57.251	259.6	56.977	253.5		2:32.153		6	26.372		56.258	271.4	1:00.321	260.2		2:22.951	
2	25.140		55.890	264.7	57.274	247.1		2:18.304		7	25.764		56.604	270.7	57.945	260.9		2:20.313	
3	25.130		<u>55.307</u>	270.7	<u>56.243</u>	253.5		<u>2:16.680</u>		8	<u>24.922</u>		56.489	<u>274.1</u>	1:00.580	243.2		2:21.991	
4	25.064		55.664	273.4	58.215	261.5		2:18.943		9	25.386		57.268	265.4		229.8		2:32.491	
5	25.204		55.988	273.4	57.477	<u>262.8</u>		2:18.669		10									

77 Meisam TAHERI																			
lap	Sect-1	Speed	Sect-2	Speed	Sect-3	Speed	TopSpeed	laptime	pit	lap	Sect-1	Speed	Sect-2	Speed	Sect-3	Speed	Topspeed	laptime	pit
1	Out		1:00.345	168.5	1:02.238	206.1		2:40.872		6	24.067		54.276	269.3	1:27.647	<u>255.3</u>		2:45.990	
2	24.520		1:21.502	250.0	<u>54.797</u>	242.7		2:40.819		7	24.400		54.691	266.7	55.180	248.3		2:14.271	
3	23.981		54.580	270.0	55.781	241.6		2:14.342		8	23.976		<u>54.013</u>	<u>272.0</u>	54.874	225.9		<u>2:12.863</u>	
4	<u>23.955</u>		54.811	267.3	1:02.819	243.8		2:21.585		9	25.378		1:02.795	167.4		188.2		2:36.659	
5	24.062		54.091	<u>272.0</u>	55.128	243.2		2:13.281		10									

78 Giacomo ALTOE																			
lap	Sect-1	Speed	Sect-2	Speed	Sect-3	Speed	TopSpeed	laptime	pit	lap	Sect-1	Speed	Sect-2	Speed	Sect-3	Speed	Topspeed	laptime	pit
1	Out		58.582	227.4	56.217	216.0		2:32.064		6	<u>23.318</u>		53.515	274.1	53.469	<u>260.9</u>		2:10.302	
2	23.726		53.376	272.0	53.680	255.9		2:10.782		7	25.040		1:07.211	182.1	55.653	192.9		2:27.904	
3	23.346		53.360	272.7	53.571	254.7		2:10.277		8	23.499		53.201	273.4	53.326	260.2		<u>2:10.026</u>	
4	23.457		58.015	186.2	56.130	193.2		2:17.602		9	23.387		<u>53.194</u>	<u>274.8</u>	53.617	258.4		2:10.198	
5	23.393		53.401	273.4	<u>53.290</u>	256.5		2:10.084		10									

98 Gerard van der HORST																			
lap	Sect-1	Speed	Sect-2	Speed	Sect-3	Speed	TopSpeed	laptime	pit	lap	Sect-1	Speed	Sect-2	Speed	Sect-3	Speed	Topspeed	laptime	pit
1	Out		1:04.162	215.6	1:00.066	180.9		2:42.893		6	<u>24.183</u>		55.170	270.7	56.143	252.3		2:15.496	
2	24.306		55.083	265.4	1:14.716	248.8		2:34.105		7	24.525		56.981	215.6	56.497	249.4		2:18.003	
3	24.390		54.879	<u>272.7</u>	56.092	<u>259.6</u>		2:15.361		8	24.395		55.464	255.9	<u>55.179</u>	251.2		<u>2:15.038</u>	
4	24.943		55.858	268.0	57.408	254.1		2:18.209		9	24.710		56.535	242.2		257.1		2:22.564	
5	24.443		<u>54.840</u>	<u>272.7</u>	56.614	254.1		2:15.897		10									